

Answers

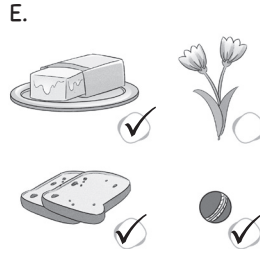
Theme 1: Special Me

Chapter 1: A, B and C

- A. Guide the students to trace the letter with multiple colours.
- B. Guide students to trace the dots to complete letter A and colour the tree green.



- D. Guide the students to trace the letter with multiple colours.




F.



- G. Guide the students to trace the letter with multiple colours.

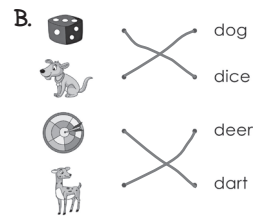
- H. Guide the students to trace and colour the picture.



Theme 2: Family Fun

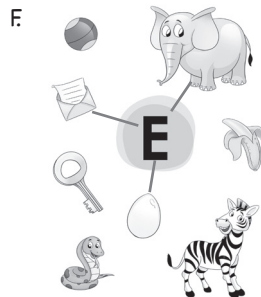
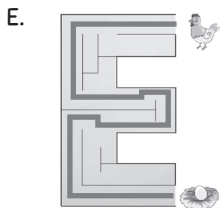
Chapter 2: D, E and F

- A. Guide the students to trace the letter with multiple colours.



- C. 1. Dog 2. Den
3. Doll 4. Deer
5. Duck 6. Dolphin

- D. Guide the students to trace the letter with multiple colours.



- G. Guide the students to trace the letter with multiple colours.

- H. Guide the students to colour using the colour code


- I. 1. Fence is of shorter length in the second picture.

2. There is only one fish in the second picture.
3. There is no football in the second picture.
4. The boy's feet are folded in the second picture.
5. The flowers are missing from the bushes in the second picture.

Theme 3: School is Cool

Chapter 3: G, H and I


- A. Guide the students to trace the letter with multiple colours.



- C.
1. Girl
 2. Goat
 3. Gift
 4. Gate
 5. Game
 6. Goose

- D. Guide the students to trace the letter with multiple colours.


- E.
1. C
 2. F
 3. D
 4. H



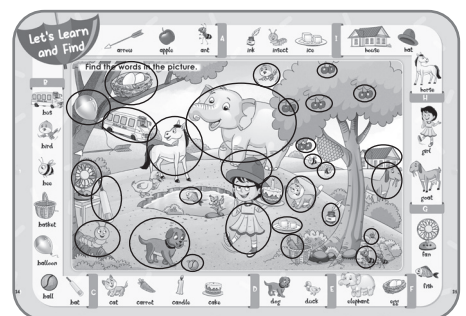
- G. Guide the students to trace the letter with multiple colours.

H.

A	I	I	I	F
D	F	I	G	E
A	B	I	C	B
C	E	I	H	A
G	I	I	I	H




Page 34-35:
Let's Learn and Find



Theme 4: Best Buddies

Chapter 4: J, K and L

A. Guide the students to trace the letter with multiple colours.

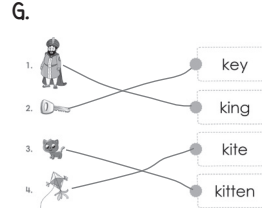


C.
1. Jug 2. Jet
3. Jam


D. Guide the students to trace the letter J along the tree trunk.

E. Guide the students to trace the letter with multiple colours.

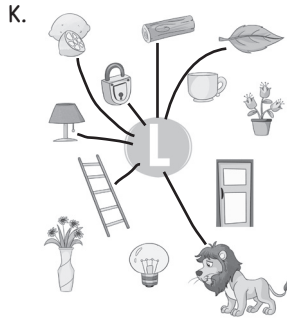

F. Guide the students to complete and colour the image of the kite.



H.



I. Guide the students to trace the letter with multiple colours.



Theme 5: Play Power

Chapter 5: M, N and O

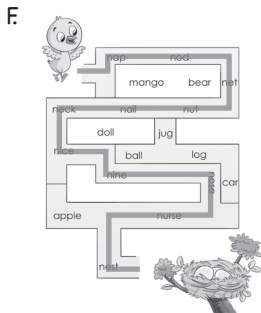
A. Guide the students to trace the letter with multiple colours.



C.
1. Map 2. Mat
3. Mice 4. Monkey
5. Mountain
6. Mushroom

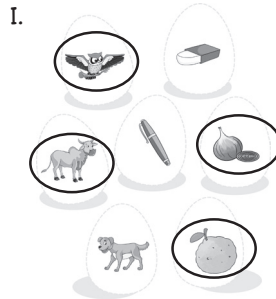
D. Guide the students to trace the letter with multiple colours.

E. nap, nut, new, note, nice, name



G. Guide the students to trace the letter with multiple colours.

H. 1. F 2. C
3. L 4. I

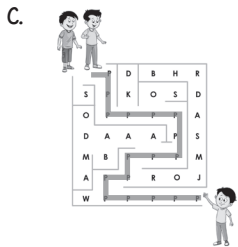


Theme 6: Fun and Learn

Chapter 6: P, Q and R

A. Guide the students to trace the letter with multiple colours.


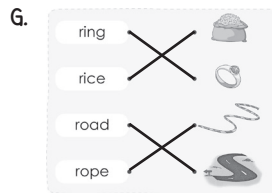
B. 1. P 2. P
3. P 4. P




D. Guide the students to trace the letter with multiple colours.

E. 1. quick 2. quack
3. quill 4. quiet

F. Guide the students to trace the letter with multiple colours.



Page 56-57:
Let's Learn
and Find

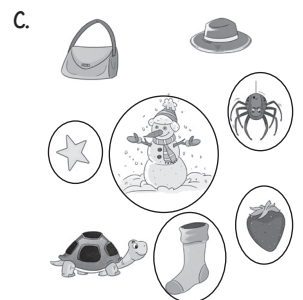


Theme 7: Helping Hands

Chapter 7: S, T and U

A. Guide the students to trace the letter with multiple colours.

B. Guide the students to colour using the colour code.



D. Guide the students to trace the letter with multiple colours.

- E. 1. T 2. N
3. H 4. R

- F. 1. Tent 2. Tree
3. Teeth 4. Tiger
5. Train 6. Turtle

G. Guide the students to trace the letter with multiple colours.

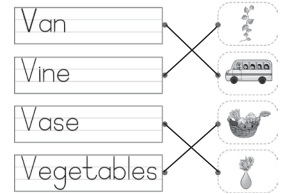
H. 5

Theme 8: Joy and Fun

Chapter 8: V, W and X

A. Guide the students to trace the letter with multiple colours.

B. Guide the students to trace the letter V.



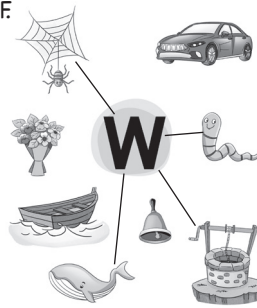
C.



D. Guide the students to trace the letter with multiple colours.


E. Guide the students to complete the patterns.

F.



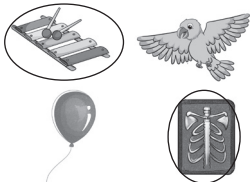
G. Guide the students to trace the letter with multiple colours.

H.



I. Guide the students to trace the letter X.

J. Xylophone, X-ray



Theme 9: Forever Best

Chapter 9: Y and Z

A. Guide the students to trace the letter with multiple colours.

B. Guide the students to trace the letter Y.


1. Yarn 2. Year
3. Yummy 4. Yesterday
5. Yak 6. Yawn
7. Yolk 8. Yoga
9. Yo-yo 10. Yacht
11. Yellow 12. Yoghurt

D. Guide the students to trace the letter with multiple colours.


E.



F.



Page 56-57:
Let's Learn and Find



Page 78: Let's Repeat

Guide the students to complete the image of the octopus and colour it.