

# Answers

## Theme 1: Winter Wow

### Chapter 1: One More Time

A. Guide the students to write the letters.

- apple
- mango
- orange
- banana

B. Guide the students to write the letters.

- ee
- at
- ap
- am

- sun - fun
- can - man
- tap - zap
- pin - fin

D. Guide the students to write the words.

- The
  - can
  - on
  - see
- E. 1. b. 2. a.  
3. d. 4. c.  
5. f. 6. e.  
7. h. 8. g.  
9. i.

### Chapter 2: Sound of Letter G

A. Guide the students to colour the correct pictures.

B. Guide the students to trace the words.

- b
- a
- d
- c

C. Guide the students to write the letters.

- gate
- girl
- guitar
- gift


### Chapter 3: Sound of Letter L

A. Guide the students to circle every L, l in the box.



B. Guide the students to identify the pictures and write the letters.

Across: 1. log 2. lotus 3. lamp  
Down: 1. lollipop



D. Guide the students to write the letters.

- lion
- ladder
- letter
- lizard

### Chapter 4: Sound of Letter K

A.



B. Guide the students to colour every K, k in the box.



C. Guide the students to write the words.

- key
- king
- kite
- kiwi
- kitten
- kettle

## Theme 2: Fab Feb

### Chapter 5: Sound of Letter Y

A. Guide the students to circle every Y, y in the box.




B. Guide the students to write the letters.

- yarn - b.
- yam - a.
- yoyo - d.
- yellow - c.

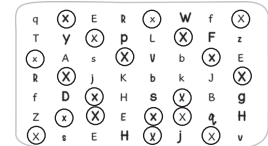


D.



### Chapter 6: Sound of Letter X

A. Guide the students to circle every X, x in the box.

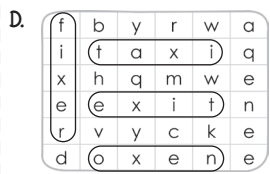
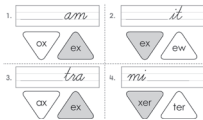


B. Guide the students to write the letters.

- x-ray
- xylophone

C. Guide the students to write the letters.

- exam
- exit
- extra
- mixer



E. Guide the students to write the words.


- box
- fox
- six
- wax

F.



### Chapter 7: Sound of Letter W

A.



- b
- a
- d
- c

C. Guide the students to write the words.

- waste
- work
- water
- wet

D. Guide the students to write the letters.

- web
- wolf
- watch
- water

### Let's Practise (Page 29)

Guide the students to first trace the sentences. Then, guide the students to write the sentences.

### Let's Talk (Pages 30-31)

Guide the students to look at the picture carefully.

A. Accept all relevant responses. Sample responses:

- throwing a frisbee
- flying a kite
- playing badminton

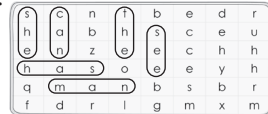
B. Accept all relevant responses.

Sample responses: kite, kid, garden, grass, girl, game, yarn, yo-yo, yellow, xylophone, umbrella

## Theme 3: Spring in Our Steps

### Chapter 8: High Frequency Words

A.



- B. Guide the students to write He and complete the story.
- C. Guide the students to write She and complete the story.
- D. Guide the students to colour the correct box.
- pin
  - few
  - see
  - less



### Chapter 9: Let's Repeat

- A. 1. g 2. l  
3. k 4. y
- B. Guide the students to write the letters.
- key 2. yak
  - well 4. xylophone
- C. 1.  can  top  mug  fan  
2.  bat  see  tin  bee  
3.  king  boat  sing  game

- D. Guide the students to write the words.
- He
  - She
  - She

### Chapter 10: Sound of Letter U

- A. Guide the students to circle every U, u in the box.



- D. Guide the students to write the words.
- truck
  - duck
  - nurse
  - brush
- E. Guide the students to write the words. Accept all relevant responses.
- Sample responses:
- pup
  - jug

### Chapter 11: The Alphabet

- A. 1. b 2. d  
3. a 4. c
- B. 1. o 2. u  
3. c 4. s
- C. Guide the students to trace the words.
- b
  - a
  - d
  - c
  - f
  - e

### Let's Read (Pages 44-45)

Guide the students to read the poem and focus on the different sounds.

### Let's Practise (Page 46)

Guide the students to first trace the sentences. Then, guide the students to write the sentences.

## Theme 4: Summer Splash


### Chapter 12: Sound of id

- A. Guide the students to trace the words.
- B. Guide the students to write the words.
- mid lid bid kid hid did

- C. Guide the students to write the letters.
- kid
  - lid
  - hid

### Chapter 13: Sound of ix and in


- A. Guide the students to write the letters.
- six
  - fix
  - mix
- B. Guide the students to write the words.
- fix
  - mix
  - six



- D. 1. b 2. a  
3. d 4. c
- E. Guide the students to write the words.
- pink
  - sink
  - mint
  - wind

### Chapter 14: Sound of it

- A. 1. bit - pit 2. hit - lit  
3. kit - fit 4. sit - wit



- C. Guide the students to write the words.
- sit
  - hit
  - lit
  - kit

### Chapter 15: Sound of ig

- A. Guide the students to trace the words.
- big
  - wig
  - rig
  - dig
- B. Guide the students to write the letters.
- fig twig  
big fig

- C. Guide the students to write the words.
- big
  - fig
  - dig
  - twig

## Let's Talk (Pages 58 - 59)

Guide the students to look at the picture carefully.

- A. Accept all relevant responses.
- Sample responses:
- s: swings t: teacher  
b: ball g: girl
- B. Accept all relevant responses.

Sample responses:

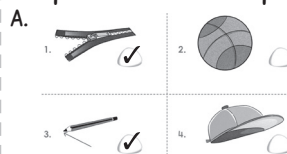
Two children are playing on the slide.

Two boys are playing with a ball.

The teacher is standing in the park.

## Theme 5: Happy Holidays

### Chapter 16: Sound of ip



- B. Guide the students to write the words.
- rip sip hip lip dip tip


- C. Guide the students to write the letters.
- clip - b
  - ship - a
  - chip - d
  - slip - c



## Chapter 17: Sound of ill

A. Guide the students to trace the letters.

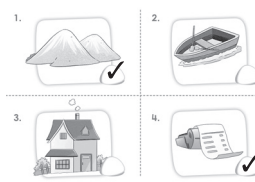
B.



C.



D.



## Chapter 18: Sound of ing

A. Guide the students to trace the words.

- b.
- a.
- d.
- c.

B. Guide the students to write the words.

ring wing sing ping

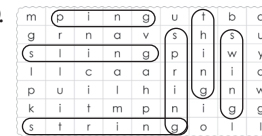
C. 1. king root rest ping

2. ring tree wing rain

3. sling fling piano house

4. spring rose pond bring

D.




## Chapter 19: Let's Repeat

A. Guide the students to write the letters.

- kite - b.
- yoyo - a.
- umbrella - d.
- xylophone - c.

B.



C. ing sound:



id sound:



## Theme 6: Monsoon Magic

### Chapter 20: High Frequency Words

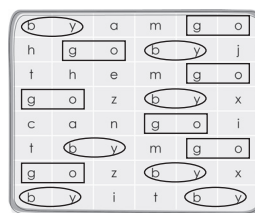
A.

- My cat sits by my side. **3**
- I sit by the window. **1**
- Mum and I go outside. **4**
- I see cars go. **2**

B. Guide the students to write the word go.

C. Guide the students to write the word by.

D.



by: 7 go: 7

## Chapter 21: Sound of ot

A.



B.



C. Guide the students to trace the letters.

D. Guide the students to colour the cups having the same sounding words.



## Chapter 22: Sound of og

A.



B. Guide the students to write the letters.

- jog
- log
- fog
- dog



- a.
- b.
- d.
- c.

D. Guide the students to write the words.

- frog
- fog
- jog
- log

## Let's Talk (Pages 80 - 81)

Guide the students to look at the picture carefully and read the words slowly and clearly.

A. Accept all relevant responses.

B. Accept all relevant responses. Sample responses: The children are doing art and craft.


## Let's Practise (Page 82)

Guide the students to first trace the sentences. Then, guide the students to write the sentences.

## Theme 7: Festival Fun

### Chapter 23: Sound of op

A.



B. Guide the students to write the letters.

- mop
- top
- dog
- stop

C. Guide the students to trace the letters.



D. op sound:



other:



### Chapter 24: Look, Play

A. Guide the students to trace the word.



- C. 1. play            2. play  
3. look            4. look

D. Guide the students to write the word look.

### Theme 8: Sparkling November

#### Chapter 25: Are, Happy, Said

A. Guide the students to write the words.

1. happy            2. said  
3. are



### Chapter 26: His, Her; We

A. Guide the students to write the word his.

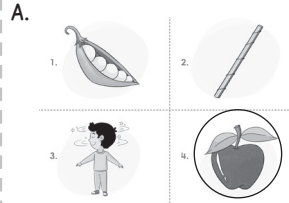
B. Guide the students to write the word her:

C. Guide the students to trace the word.

D. Guide the students to write the word we.

1. d                    2. a  
3. b                    4. c

### Chapter 27: Sound of od



B. Guide the students to write the words.

- rod pod nod god

### Let's Read (Pages 96-97)

Guide the students to read the poem and focus on the different sounds.


### Let's Practise (Page 98)

Guide the students to first trace the sentences. Then, guide the students to write the sentences.

### Theme 9: Ho, Ho, Ho!

#### Chapter 28: Very

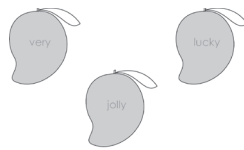
A. Guide the students to trace the word.




C. Guide the students to write the letter:

1. puppy            2. berry  
3. happy            4. muddy

D. Guide the students to colour the mangoes with the correct colours.




### Chapter 29: Sound of ock



B. Guide the students to write the letters.

1. lock                2. rock  
3. clock             4. frock  
5. flock             6. peacock



D. Accept all relevant responses. Sample responses: sock mock lock rock knock clock

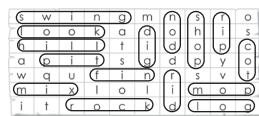
### Chapter 30: Let's Repeat

A. Guide the students to write the words.

1. happy            2. play  
3. are                4. very

B. Guide the students to write the words.

1. cot                 2. log  
3. mop              4. rod



### Let's Practise (Page 107)

Guide the students to first trace the sentences. Then, guide the students to write the sentences.

### Let's Talk (Pages 108 and 109)

Guide the students to look at the picture carefully and read the words slowly and clearly. Then,

guide the students to say short sentences.

