

# Answers

## Let's Trace

Guide the students to trace the different types of lines.

## Let's Get Started

Guide the students to trace the standing, sleeping, slanting, curve lines and round.

## Theme 1: I Love Mondays

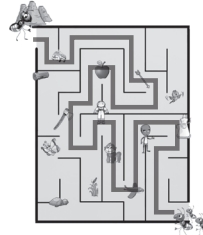
### Chapter 1: Letter A

#### Let us trace

Guide the students to trace A and a.

- A. 1. ape      2. angel  
3. apron
- B. 1. c.      2. a.  
3. b.

C. Guide the students to follow the A-letter objects through the maze to find the correct path.



## Chapter 2: Letter B

### Let us trace

Guide the students to trace B and b.


- A. 1. bat      2. bed  
3. bus      4. bag
- B. 1. ball - b.      2. bell - a.  
3. boat - d.      4. book - c.

- C. bag      box      bell  
boat      boots      bottle  
butter      bubbles      buttons  
bread

## Chapter 3: Letter C

### Let us trace

Guide the students to trace C and c.



B. Guide the students to trace the words:

1. cap - b.      2. cup - a.  
3. car - d.      4. cow - c.

D. Guide the students to join the dots to form C, then to colour the pictures. Accept all relevant responses.



## Theme 2: I Love Tuesdays

### Chapter 4: Letter D

#### Let us trace

Guide the students to trace D and d.

A.

door



daisies



donkey



dolphin



B. Guide the students to trace the words:

1. den - b.      2. dot - a.  
3. dog - d.      4. desk - c.

## Chapter 5: Letter E

### Let us trace

Guide the students to trace E and e.

- A. 1. b.      2. a.  
3. d.      4. c.
- B. Guide the students to write the words:  
1. end      2. egg  
3. elf

- C. 1. exit  
2. entry  
3. eleven  
4. envelope

For questions, accept all relevant responses.

Sample Responses:

- a. It is a post office.  
b. We go here to send and receive letters, parcels, buy stamps and so on.

- c. Yes, I have been to a post office. / No, I have never been to a post office.

## Chapter 6: Letter F

### Let us trace

Guide the students to trace F and f.

A. Guide the students to colour the correct pictures.



## Theme 3: I Love Birthdays

### Chapter 7: Letter G

#### Let us trace

Guide the students to trace G and g.

- A. 1. gift      2. goat  
3. guard      4. garlic  
Six-letter word: garlic

- B. 1. b.      2. a.  
3. d.      4. c.
- C. Words with g: game, give, gate, guava, go, goat, gorilla


## Chapter 8: Letter H

### Let us trace

Guide the students to trace H and h.

- A. 1. hill  
2. hair  
3. harp  
4. head

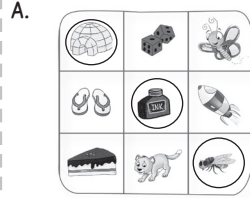
B.




C. Guide the students to join the dots to complete the picture. Then guide the students to colour it. Accept all relevant responses.

**Chapter 9: Letter I**  
**Let us trace**

Guide the students to trace I and i.



B. Guide the students to follow the letter i through the maze to find the correct path.



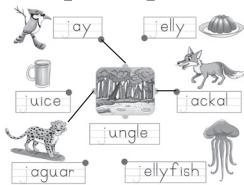
**Theme 4: I Love Wednesdays**

**Chapter 10: Letter J**  
**Let us trace**

Guide the students to trace J and j.

A. Guide the students to trace the letter j to complete the words:

jay jelly juice jungle  
jackal jaguar jellyfish



B. Guide the students to trace the letter j to complete the words.

jar jet jug

**Chapter 11: Letter K**  
**Let us trace**

Guide the students to trace K and k.

A. Guide the students to trace the words beginning with K and k to complete the rhyme.

B. Guide the students to trace the letter k to complete the words:

1. key - a.
2. kennel - c.
3. kettle - b.

**Chapter 12: Letter L**  
**Let us trace**

Guide the students to trace L and l.

A. Guide the students to write the letter l to complete the words.

log lion  
lock leaf  
lamb letter  
lemon

**Theme 5: I Love Thursdays**

**Chapter 13: Letter M**

**Let us trace**

Guide the students to trace M and m.

A. Down:

1. moon
2. mask
3. milk

Across:

2. man
3. mouse

B. Guide the students to trace the words:

1. map - b.
2. mop - a.
3. mat - d.
4. mug - c.

**Chapter 14: Letter N**

**Let us trace**

Guide the students to trace N and n.

A. Guide the students to write the letter n to complete the words:


1. net - b.
2. nest - a.
3. nine - d.
4. nnurse - c.

B. neck name number  
nose night nature

**Chapter 15: Letter O**  
**Let us trace**

Guide the students to trace O and o.

A. Guide the students to write the letter o to complete the words:



B. Guide the students to write the letter o to complete the words:

1. oil - b.
2. olive - a.
3. octopus - c.

**Theme 6: I Love Thursdays**

**Chapter 16: Letter P**

**Let us trace**

Guide the students to trace P and p.

A. Guide the students to write the letter p to complete the words.

1. panda
  2. parrot
  3. penguin
  4. peacock
- B. pear peach  
pepper pumpkin




- C. 1. a.
2. b.
3. d.
4. c.
5. g.
6. e.
7. f.
8. h.
9. i.

**Chapter 17: Letter Q**  
**Let us trace**

Guide the students to trace Q and q.


A. Guide the students to follow the q-letter words through the maze to find the correct path.



**Chapter 18: Letter R**  
**Let us trace**

Guide the students to trace R and r.

A.



B. Guide the students to write the words:

1. rug      2. rod
3. rat

C. Guide the students to write the letter r to complete the words.

1. ring - b.
2. roof - a.
3. river - d.
4. rabbit - c.
5. racket - g.
6. rainbow - e.
7. reindeer - f.

## Theme 7: I Love Fun Days

### Chapter 19: Letter S

#### Let us trace

Guide the students to trace S and s.

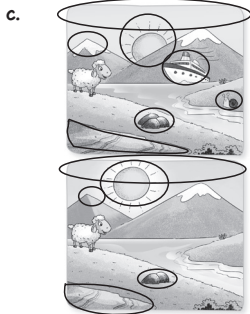
A. Guide the students to trace the letter s to complete the words:

1. sea - b.
2. sun - a.
3. salt - d.
4. sand - c.
5. seed - f.
6. salad - e.
7. seven - h.
8. soldier - g.

B. Names of animals:

1. seal      2. swan
3. snailed      4. snake
5. spider      6. squirrel
7. sparrow

For the second part of the rubric, accept all relevant responses.

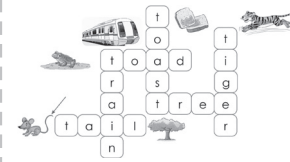


### Chapter 20: Letter T

#### Let us trace

Guide the students to trace T and t.

A.



B. Guide the students to write the words:

1. toy      2. tap
3. two      4. tea
5. ten      6. tie
7. tub

- C. 1. a.      2. c.  
3. g.      4. b.  
5. e.      6. d.  
7. f.      8. i.  
9. h.

### Chapter 21: Letter U


#### Let us trace

Guide the students to trace U and u.

A.



B.



## Theme 8: I Love Saturdays

### Chapter 22: Letter V


Guide the students to trace V and v.

A. Guide the students to write the letter v to complete the words.

1. valley
2. vessel
3. vulture
4. volcano

For the second part of the rubric, accept all relevant responses.

B.



### Chapter 23: Letter W

#### Let us trace


Guide the students to trace W and w.

A. Guide the students to trace the letter w to complete the words:

1. wolf
2. worm
3. walrus
4. woodpecker

- B. 1. b.  
2. a.  
3. d.  
4. c.

C.



D. Guide the students to trace the words:

1. web      2. wait
3. went      4. well
5. wear

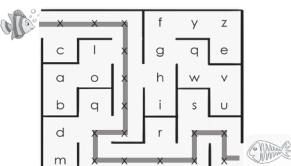
### Chapter 24: Letter X

#### Let us trace

Guide the students to trace X and x.

A. Guide the students to identify every hidden letter x and colour them according to instructions. Then, guide the students to colour the rest of the picture. Accept all relevant responses.

B. Guide the students to follow the letter x through the maze to find the correct path.



## Theme 9: I Love Sundays

### Chapter 25: Letter Y

#### Let us trace

Guide the students to trace Y and y.

A. From top right:

- yacht    yarn    yo-yo  
yellow    yam    yak

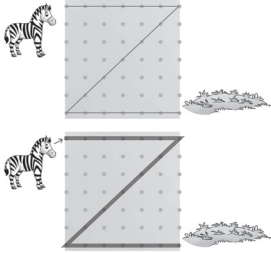


### Chapter 26: Letter Z

#### Let us trace

Guide the students to trace Z and z.

A. Guide the students to join the dots to form a Z.



B. Guide the students to trace the words:

- 1. zip            2. zap
- 3. zoo           4. zero

### Let's Repeat (Page 109)

Guide the students to first join the dots in alphabetical order to complete the picture, then to colour it. Accept all relevant responses.

### Number Fun (Page 110)

Guide the students to trace the first letter of each number name, then to colour the numbers. Accept all relevant responses.