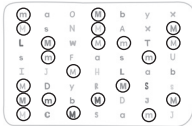


# Answers

## Theme 1: I Love Mondays

### Chapter 1: Sound of Letter M

A. Guide the students to circle every M, m in the box.



C. Guide the students to write the letter m to complete the words.

1. mat
2. mop
3. milk
4. mouse


D. Guide the students to trace the letter m.

### Chapter 2: Sound of Letter S

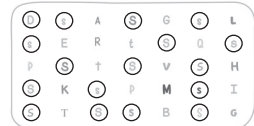


B. Guide the students to trace the letter s, then add it to the existing letters to make new words.

1. sand
2. Sam
3. sat
4. sit
5. send
6. sing
7. son
8. sink

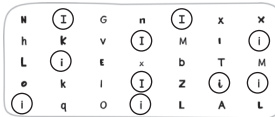


D. Guide the students to circle every S, s in the box.



### Chapter 3: Sound of Letter I

A. Guide the students to circle every I, i in the box.



B. Guide the students to write the letter I.

1. ice
2. iron
3. island
4. ice cream

D. Guide the students to write the letter i to complete the words.

1. idli
2. igloo
3. insect
4. inkpot

## Theme 2: I Love Tuesdays

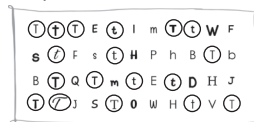
### Chapter 4: Sound of Letter T

A. Guide the students to write the letter t to complete the words.

1. tap
2. table
3. tiger
4. towel



C. Guide the students to circle every T, t in the box.



1. tractor
2. triangle
3. tree
4. truck

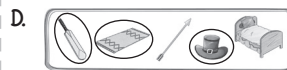
### Chapter 5: Sound of am, at

A. Guide the students to trace am.



C. Guide the students to write am to complete the words.

1. jam
2. dam
3. yam
4. lamb



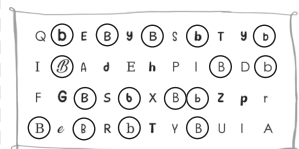
E. Guide the students to write at to complete the words.

1. bat
2. pat
3. rat
4. sat

F. shoes

### Chapter 6: Sound of Letter B

A. Guide the students to circle every B, b in the box.



D. Guide the students to write the letter b to complete the words.


1. bag
2. belt
3. banana
4. biscuit

## Theme 3: I Love Birthdays


### Chapter 7: Sound of Letter C

A. Guide the students to write the letter c to complete the words.

1. corn
2. cake
3. carrot
4. coconut



C. Guide the students to circle every C, c in the box.



1. c
2. d
3. b
4. a

### Chapter 8: Sound of Letter F

A. Guide the students to write the letter f and complete the words.

1. fork
2. five
3. fish
4. fence



C. Guide the students to write the letter f to complete the words.

1. Farhan visits a farm.
2. He sees a fox.
3. The fox runs.
4. Farhan sees five fish.
5. Farhan has fun.

D. Guide the students to identify and colour every F, f.




## Chapter 9: Sound of Letter A

A.

- 
- 
- 
- 

B. Guide the students to circle every A, a in the box.



- C.
1. race, lace, mace, face
  2. nape, cape, gape, tape
  3. late, mate, rate, fate
  4. page, cage, wage, sage

## Let's Talk

Guide the students to look at the pictures, frame their thoughts and say short sentences. Accept all relevant responses.

## Let's Practise

Guide the students to first trace the words, then write them in the space provided.

## Theme 4: I Love Wednesdays

### Chapter 10: Let's Repeat



B. Guide the students to write the letters to complete the words.

1. ant - b
2. soap - a
3. balloon - d
4. feather - c

C. at -

am -

D. Guide the students to colour the words that start with the sound of f.


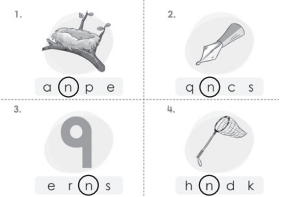


E. Guide the students to write the letters a or i to complete the following words.

1. ice
2. ant
3. idli
4. apple
5. igloo
6. arrow

## Chapter 11: Sound of Letter N

A. Guide the students to identify the pictures.



- C.
1. net - b
  2. nail - a
  3. nest - d
  4. nurse - c

D. Guide the students to colour every N, n in the box.

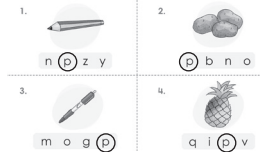


## Chapter 12: Sound of Letter P

A. Guide the students to write the letter p to complete the words.

1. pear
2. peach
3. papaya
4. pumpkin

B. Guide the students to identify the pictures.



- C.
1. panda - b
  2. pigeon - a
  3. penguin - d
  4. peacock - c



## Theme 5: I Love Thursdays

### Chapter 13: Sound of Letter H



B. Guide the students to circle every H, h in the box.



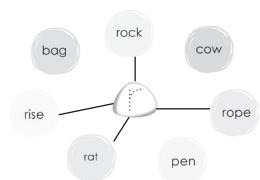
- C.
1. b
  2. c
  3. d
  4. a

D. Guide the students to write the letter h to complete the words.

1. hen
2. hawk
3. horse
4. hippopotamus

## Chapter 14: Sound of Letter R

A. Guide the students to trace the letter r.



- B.
1. rug - b
  2. ring - a
  3. radio - d
  4. rabbit - c


## Chapter 15: Sounds of ap and an

A. Guide the students to trace the words.

1. map
2. cap
3. lap
4. tap

B. Guide the students to write an to complete the words.

1. van - b
2. fan - a
3. man - d
4. pan - c



## Let's Practise

Guide the students to first trace the words, then write them in the space provided.

## Let's Read

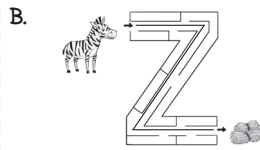
Read the rhyme aloud in class. Guide the students to focus on the different sounds.

## Theme 6: I Love Fridays


### Chapter 16: Sound of Letter Z

A. Guide the students to colour every Z, z in the box.

P	E	Z	S	G	Z	T	H	B	A
F	z	U	Z	N	U	Z	N	T	B
U	Z	H	Z	E	H	Z	E	E	Z
B	Z	C	Z	Q	C	Z	Q	Z	R
z	Z	E	T	S	Z	H	G	Z	E
G	H	Z	R	W	Z	Z	B	Y	W
T	Y	K	L	B	Z	R	E	E	Z



The maze looks like the letter Z.



## Chapter 17: Sound of E and ee

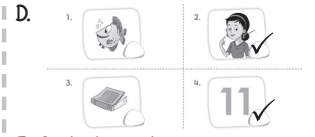
A. egg  exit   
elbow  elephant 

B. Guide the students to circle every E, e in the box.

⊙	⊙	G	B	⊙	⊙	Y	h	c	L	
P	Ⓜ	F	⊙	E	A	H	U	⊙	⊙	
D	X	E	K	S	A	J	⊙	⊙	U	K
R	⊙	⊙	E	B	p	Y	B	U	⊙	⊙
A	E	H	R	T	E	E	H	⊙	P	⊙

C. Guide the students to write the letter e to complete the words.

- eat
- ear
- eagle
- eraser



E. Guide the students to write ee to complete the words.

- bee
- knee
- tree
- three






G. Guide the students to write ee to complete the words.

- sheep
- beetle
- cheetah


## Theme 7: I Love Fun Days

### Chapter 18: High Frequency Words

A. Guide the students to trace the word can.

- Birds can fly. 
- Ducks can swim. 
- Raj can dance. 

- B. 1. b      2. a  
3. d      4. c



D. Guide the students to colour the beetle with black and red crayons.

## Chapter 19: Let's Repeat

A. Guide the students to write the letters to complete the words.

-  a q b o ball
-  a e t k tap
-  s j m f fork
-  h c t k horse

B. Guide the students to write the words.

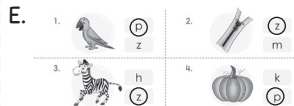
- The man is tall.
- The umbrella is colourful.
- I can see the zebra.

C. Guide the students to write the letters b and r to complete the words.

- bat, robot, balloon, rocket

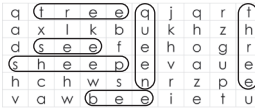
D. Guide the students to write the letters to complete the words.

- fox - b
- rat - a
- camel - d
- monkey - c



F. Guide the students write ap to complete the words.

- map
- cap
- tap
- lap

G. 

## Let's Practise

Guide the students to first trace the words, then write them in the space provided.

## Let's Talk

Guide the students to look at the pictures, frame their thoughts and say short sentences. Accept all relevant responses.

## Theme 8: I Love Saturdays

### Chapter 20: Sound of Letter V

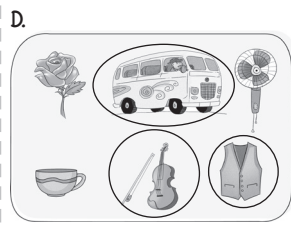
A. Guide the students to trace the letter V in the pictures.

B. Guide the students to write the letter v to complete the words.


- van
- vest
- violin
- vegetables

C. Guide the students to colour every V, v in the box.

V	E	R	U	v	I	R	U
P	D	v	H	V	K	v	H
v	L	A	Q	v	G	A	Q
B	C	V	Z	C	V	V	Z
X	v	M	V	R	Y	M	V
I	V	D	S	T	B	D	S
v	S	P	v	I	v	P	v
V	N	v	N	V	Z	V	N



## Chapter 21: Sound of Letter D



B. Guide the students to colour every D, d in the box.

D	W	D	H	D	P	T	Q
H	D	Q	d	R	R	R	d
D	T	D	P	H	d	E	Z
W	O	d	A	D	E	R	Q
D	V	c	H	d	A	C	H



D. Guide the students to write the letter d to complete the words.

- door
- dart
- doll
- desk

## Chapter 22: Sound of Letter J

A. Guide the students to circle every J, j in the box.

J	e	J	I	J	T	e	J
J	D	J	J	J	R	J	K
M	J	Y	J	M	J	J	H
V	J	H	I	P	J	X	P
J	q	J	e	J	G	Z	J
J	Z	J	L	J	F	L	J

B. Guide the students to identify the letter J and colour the parts of the picture that contains that letter. The handle

C. Guide the students to write the letter j to complete the words.

- jar - d
- jam - c
- juggle - b
- juice - a

D.



## Theme 9: I Love Sundays

### Chapter 23: Sound of Letter O


A. Guide the students to colour every O, o in the box.

o	E	H	o	D	O	£	o	H
O	o	F	S	X	O	T	S	o
Q	Z	o	R	B	o	O	L	
o	V	o	U	D	o	U	o	o
S	O	L	F	o	V	Y	E	W

B. Guide the students to write the letter o to complete the words.

- olive
- office
- orange
- octopus

C. Guide the students to colour the arms of the octopus having words with letter o.



### Chapter 24: Sound of Letter Q




B. Guide the students to colour every Q, q in the box.

q	A	W	Q	q	G	Q	W
X	Q	D	R	N	q	R	Q
Q	F	Q	V	q	D	G	Q
C	Q	L	H	F	q	Q	T
I	T	Q	V	q	H	Y	Q
F	Q	D	q	T	Q	q	H

C. Guide the students to write q, Q in the blanks to complete the sentences.

D.



### Chapter 25: Sound of ad


A. Guide the students to trace ad to complete the words.

- had
- dad
- sad
- glad

B.



C.



### Chapter 26: Is and On

A. Guide the students to trace the words and complete the sentences.

- on
- is
- is
- on

- B. 1. b, 2. d, 3. a, 4. c

C. Guide the students to colour the picture. Then, guide them to write is or on in the correct blanks.

- is
- on
- is
- is

### Chapter 27: Let's Repeat

A. Guide the students to write the letters to complete the words.

- van
- dog
- jug
- jar
- vase
- duck

B. Guide the students to trace ad to complete the words.

- lad
- mad
- bad
- had

C. Guide the students to write the letters to complete the words.

- quilt
- queen
- orange
- octopus

D. Guide the students to trace the words.

- is
- on
- is
- on

### Let's Read

Read the rhyme aloud in class. Guide the students to focus on the different sounds.

### Let's Practise

Guide the students to first trace the words, then write them in the space provided.