

Answers

Theme 1: Special Me

Guide the students to trace the numbers with their fingers.

Chapter 1: Number 1

1. Guide the students to trace the number 1.
2. Guide the students to trace the number 1 with different colours.
3. Guide the students to colour one balloon and one capsicum.

Chapter 2: Number 2

1. Guide the students to trace the number 2.
2. Guide the students to trace the number 2 with different colours.
3. Guide the students to colour two flowers.

Chapter 3: Number 3

1. Guide the students to trace the number 3.
2. Guide the students to join the dots and colour three shapes.
3. Guide the students to colour three apples.

Chapter 4: Number 4

1. Guide the students to trace the number 4.
2. Guide the students to trace the leaves and colour four leaves.
3. Guide the students to colour four balls.

Chapter 5: Number 5

1. Guide the students to trace the number 5.
2. Guide the students to count the number of fingers and colour them.
3. Guide the students to colour five t-shirts.

Revision

1. Guide the students to trace the numbers from 1 to 5.
2. Guide the students to trace the number names and say their names aloud.
3. Guide the students to trace the numbers and colour the boxes with their correct number names.

Theme 2: Family Fun

Guide the students to trace the shapes with their fingers.

Chapter 6: Circle

Guide the students to trace the dots and colour the circles.

Chapter 7: Triangle

Guide the students to trace the dots and colour the triangles.

Chapter 8: Colours

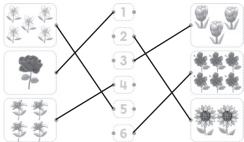
Guide the students to colour the apple red and pear green.

Theme 3: School is Cool

Guide the students to trace the numbers with their fingers.

Chapter 9: Number 6

1. Guide the students to trace the number 6.

2. 
3. Guide the students to colour six fishes.

Chapter 10: Number 7

1. Guide the students to trace the number 7.
2. Guide the students to fill seven colours in the rainbow.
3. Guide the students to colour seven candies.

Chapter 11: Number 8

1. Guide the students to trace the number 8.
2. Guide the students to count the number of legs and colour the animal. 8 legs
3. Guide the students to colour eight mangoes.

Chapter 12: Number 9

1. Guide the students to trace the number 9.
2. Guide the students to circle nine stars and colour them with their favourite colours.
3. Guide the students to colour nine tomatoes.

Theme 4: Best Buddies

Chapter 13: Tall-Short

Guide the students to colour tall objects green and short objects red.

Chapter 14: Big-Small

1. Guide the students to colour the box red for the big bird.

2. Guide the students to colour the box green for the small fish.
3. Guide the students to colour the box red for the big teddy bear.
4. Guide the students colour the box green for the small bicycle.

Chapter 15: Heavy-Light

Guide the students to colour the box with the heavier object green and colour the box with the lighter object red.

Chapter 16: Long-Short

Guide the students to colour the long objects yellow and colour the short objects red.

Theme 5: Play Power

Chapter 17: Number 0

Guide the students to trace the number 0.

Chapter 18: Ordering Numbers

Guide the students to write the missing numbers from 0-9 and colour the oranges.

Chapter 19: Number 10

1. Guide the students to trace the number 10.
2. Guide the students to count the number of fingers and colour them.
3. Guide the students to colour the ten stars.

Revision

1. Guide the students to trace the numbers from 6 to 10.
2. Guide the students to trace the number names and say their names aloud.
3. Guide the students to trace the numbers and colour the boxes with their correct number names.

Theme 6: Fun and Learn

Guide the students to trace the shapes with their fingers.

Chapter 20: Rectangle

Guide the students to trace the lines to draw rectangles and colour them.

Chapter 21: Square

Guide the students to trace the lines to draw squares and colour them.

Chapter 22: Colours

Guide the students to trace the lines using black colour.

Guide the students to trace the lines using blue colour.

Theme 7: Helping Hands

Guide the students to trace the numbers with their fingers.

Chapter 23: Number 11

1. Guide the students to trace the number 11.
2. Guide the students to colour eleven birthday caps.

Chapter 24: Number 12

1. Guide the students to trace the number 12.
2. Guide the students to colour twelve kites.

Chapter 25: Number 13

1. Guide the students to trace the number 13.
2. Guide the students to colour thirteen caps.

Chapter 26: Number 14

1. Guide the students to trace the number 14.
2. Guide the students to colour fourteen cherries.

Chapter 27: Number 15

1. Guide the students to trace the number 15.
2. Guide the students to colour fifteen pumpkins.

Revision

1. Guide the students to trace the numbers from 11 to 15.
2. Guide the students to trace the number names and say their names aloud.
3. Guide the students to trace the numbers and colour the boxes with their correct number names.

Theme 8: Joy and Fun

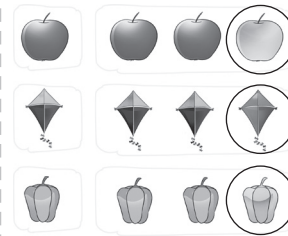
Chapter 28: Up-Down

Guide the students to colour box red for the kite that is 'up' and colour the box green for the kite that is 'down'.

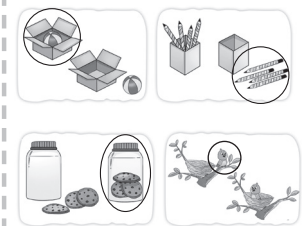
Chapter 29: More-Less

Guide the students to colour the 'more' box green and 'less' box red.

Chapter 30: Same-Different



Chapter 31: Inside-Outside



Chapter 32: Left-Right

1. Guide the students to colour the pictures by identifying left or right.
2. Guide the students to colour the fish on the left blue and colour the fish on the right red.

Theme 9: Forever Best

Guide the students to trace the numbers with their fingers.

Chapter 33: Number 16

1. Guide the students to trace the number 16.
2. Guide the students to colour sixteen crayons.

Chapter 34: Number 17

1. Guide the students to trace the number 17.
2. Guide the students to colour seventeen strawberries.

Chapter 35: Number 18

1. Guide the students to trace the number 18.
2. Guide the students to colour eighteen frocks.

Chapter 36: Number 19

1. Guide the students to trace the number 19.
2. Guide the students to make nineteen finger impressions using different colours.

Chapter 37: Number 20

1. Guide the students to trace the number 20.
2. Guide the students to colour twenty pots.

Revision

1. Guide the students to trace the numbers 16 to 20.
2. Guide the students to trace the number names and say their names aloud.
3. Guide the students to trace the numbers and colour the boxes with their correct number names.