
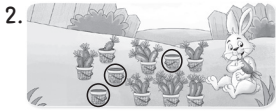


# Answers

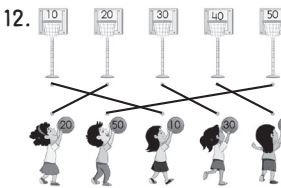
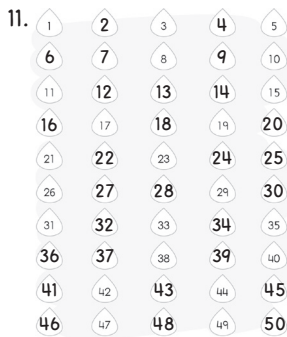
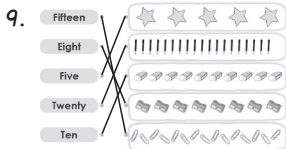
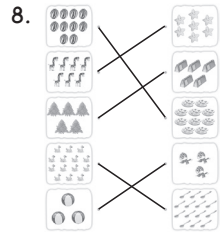

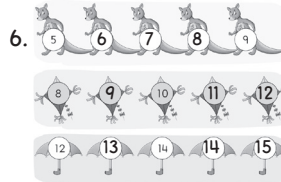
## Theme 1: Winter Wow Chapter 1: Numbers 1 to 50

1. Guide the students to trace the number 0.



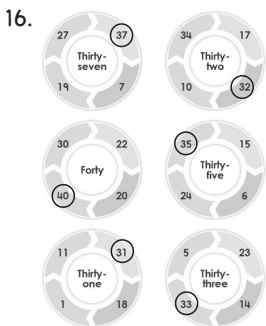
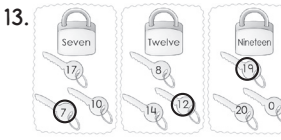

4. Guide the students to write the numbers and trace the number names.

5. Guide the students to write the numbers and trace the number names.




14. Guide the students to write the numbers and trace the number names.

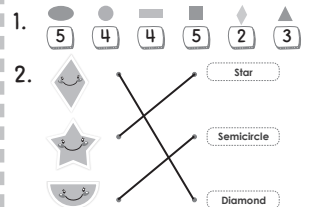
15. Guide the students to write the numbers and trace the number names.



17. Guide the students to write the numbers and trace the number names.

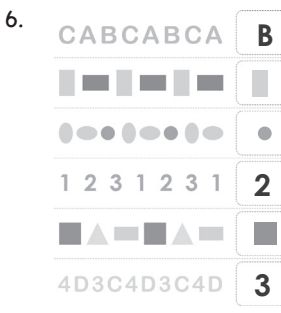


## Theme 2: Fab Feb Chapter 2: Shapes and Patterns



3. Guide the students to colour the shapes. Use the colour code.

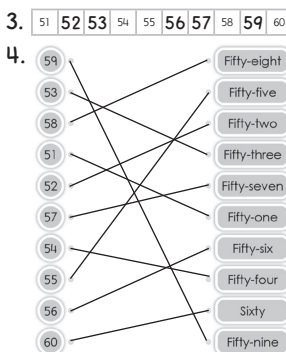
4. Guide the students to colour the box blue for whole objects. Colour the box red for objects.



## Theme 3: Spring in Our Steps Chapter 3: Numbers 51 to 100

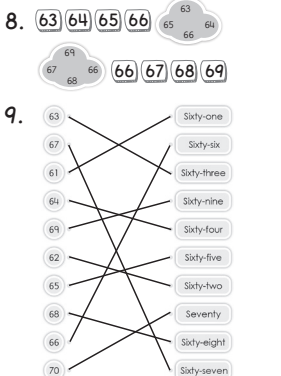
1. Guide the students to trace the numbers.

2. Guide the students to write the numbers and trace the number names.




5. Guide the students to trace the numbers.

6. Guide the students to write the numbers and trace the number names.



| Number of Bananas | Number Name |
|-------------------|-------------|
|                   | Sixty-eight |
|                   | sixty-two   |
|                   | sixty-six   |
|                   | seventy     |
|                   | sixty-nine  |
|                   | sixty-three |

11. Guide the students to trace the numbers.  
12. Guide the students to write the numbers and trace the number names.



14. 

|    |    |    |    |    |    |
|----|----|----|----|----|----|
| 76 | 77 | 78 | 72 | 73 | 74 |
| 74 | 75 | 76 | 77 | 78 | 79 |
| 71 | 72 | 73 | 78 | 79 | 80 |

15. 

|    |               |
|----|---------------|
| 72 | Seventy-five  |
| 78 | Eighty        |
| 71 | Seventy-seven |
| 80 | Seventy-two   |
| 75 | Seventy-one   |
| 77 | Seventy-nine  |
| 74 | Seventy-six   |
| 76 | Seventy-four  |
| 73 | Seventy-eight |
| 78 | Seventy-three |


16. Guide the students to trace the numbers.  
17. Guide the students to write the numbers and trace the number names.

18. 


|    |              |
|----|--------------|
| 90 | Eighty-seven |
| 89 | Ninety       |
| 82 | Eighty-five  |
| 81 | Eighty-two   |
| 85 | Eighty-one   |
| 87 | Eighty-nine  |
| 83 | Eighty-six   |
| 86 | Eighty-four  |
| 84 | Eighty-eight |
| 88 | Eighty-three |

19. Guide the students to trace the numbers.  
20. Guide the students to write the numbers and trace the number names.  
21. Guide the students to trace the numbers.

|    |    |     |    |    |    |    |
|----|----|-----|----|----|----|----|
| 45 | 2  | 90  | 56 | 9  | 86 |    |
| 82 | 14 | 81  | 57 | 42 | 18 | 41 |
| 17 | 16 | 39  | 10 | 10 |    |    |
| 59 | 62 | 88  | 32 | 77 | 1  |    |
| 91 | 94 | 95  |    |    |    |    |
| 97 | 98 | 100 |    |    |    |    |


22. 

24. 



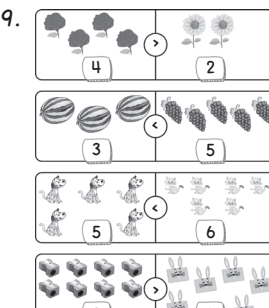
28. 

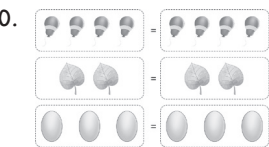
|     |              |
|-----|--------------|
| 92  | Hundred      |
| 100 | Ninety-nine  |
| 99  | Ninety-two   |
| 97  | Ninety-one   |
| 95  | Ninety-three |
| 91  | Ninety-seven |
| 93  | Ninety-five  |
| 98  | Ninety-six   |
| 94  | Ninety-eight |
| 96  | Ninety-four  |

23. 

25. 

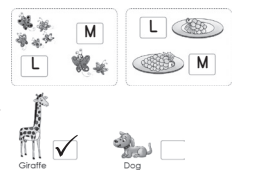



29. 

30. 

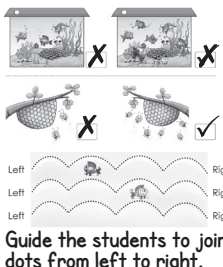
### Theme 4: Summer Splash


#### Chapter 4: Pre-number Concepts

1. 

2. 

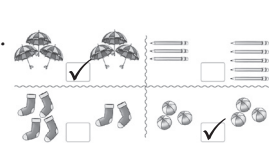
3. Guide the students to draw and colour more dots.


4. 

5. 

Guide the students to join the dots from left to right.

6. Guide the students to put thumb impressions in the boxes.

7. 

8. 


9. Guide the students to colour the box red for up and green for down.

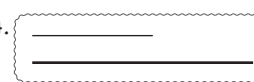
10. 

- Guide the students to colour the picture using crayons.

11. Guide the students to colour the thick one blue. Colour the thin one yellow.

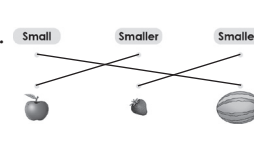
12. 

13. 

14. 

15. Guide the students to colour the picture with monkey sitting on the low side of the tree.


16. Guide the students to colour by code.

17. 

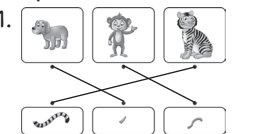
18. 





19. 

20. Guide the students to colour by code.

21. 

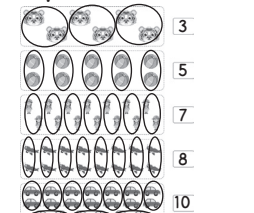
22. 


|         |       |
|---------|-------|
| Long    | _____ |
| Longer  | _____ |
| Longest | _____ |


23. Guide the students to colour the long caterpillar yellow, longer caterpillar orange and longest caterpillar green.

### Theme 5: Happy Holidays

#### Chapter 5: Making Groups of 2

1. 

2. 

3. 

## Chapter 6: Making Groups of 5

1.

2.

## Chapter 7: Making Groups of 10

1. Guide the students to colour the picture

2. 

|    |    |    |    |    |    |    |    |    |     |
|----|----|----|----|----|----|----|----|----|-----|
| 1  | 2  | 3  | 4  | 5  | 6  | 7  | 8  | 9  | 10  |
| 11 | 12 | 13 | 14 | 15 | 16 | 17 | 18 | 19 | 20  |
| 21 | 22 | 23 | 24 | 25 | 26 | 27 | 28 | 29 | 30  |
| 31 | 32 | 33 | 34 | 35 | 36 | 37 | 38 | 39 | 40  |
| 41 | 42 | 43 | 44 | 45 | 46 | 47 | 48 | 49 | 50  |
| 51 | 52 | 53 | 54 | 55 | 56 | 57 | 58 | 59 | 60  |
| 61 | 62 | 63 | 64 | 65 | 66 | 67 | 68 | 69 | 70  |
| 71 | 72 | 73 | 74 | 75 | 76 | 77 | 78 | 79 | 80  |
| 81 | 82 | 83 | 84 | 85 | 86 | 87 | 88 | 89 | 90  |
| 91 | 92 | 93 | 94 | 95 | 96 | 97 | 98 | 99 | 100 |

## Chapter 8: Grouping Tens and Ones

1.  $1 \text{ Tens} + 2 \text{ Ones} = 12$   
 $2 \text{ Tens} + 4 \text{ Ones} = 24$   
 $3 \text{ Tens} + 6 \text{ Ones} = 36$

2.

## Theme 6: Monsoon Magic

### Chapter 9: Addition

1.  $3 + 1 = 4$   
 $2 + 5 = 7$   
 $6 + 2 = 8$   
 $5 + 5 = 10$

2. How many groups of 5?  $\frac{3}{5}$   
 How many groups of 10?  $\frac{2}{10}$   
 Total number of groups =  $5$

3.  $3 \text{ balls} + 0 \text{ balls} = 3 \text{ balls}$   
 $5 \text{ flowers} + 0 \text{ flowers} = 5 \text{ flowers}$   
 $4 \text{ butterflies} + 0 \text{ butterflies} = 4 \text{ butterflies}$

4. Guide the students to colour the picture

5.  $3 \text{ black kittens} + 3 \text{ white kittens} = 6 \text{ kittens}$   
 $4 \text{ green parakeets} + 3 \text{ yellow parakeets} = 7 \text{ parakeets}$   
 $5 \text{ brown puppies} + 3 \text{ white puppies} = 8 \text{ puppies}$

## Theme 7: Festival Fun

### Chapter 10: Subtraction

1.  $4 - 2 = 2$   
 $6 - 1 = 5$   
 $8 - 3 = 5$

2.  $10 - 4 = 6$

$10 - 8 = 2$   
 $10 - 9 = 1$   
 $10 - 2 = 8$   
 $10 - 3 = 7$

3.  $7 - 4 = 3$     $10 - 2 = 8$

4.  $7 - 2 = 5$

5.  $10 - 6 = 4$

6.  $6 - 3 = 3$

7.  $9 - 7 = 2$

8.  $6 - 3 = 7$   
 $8 - 3 = 5$   
 $7 - 3 = 4$   
 $5 - 3 = 2$

9.  $4 \text{ gifts} - 0 \text{ gifts} = 4 \text{ gifts}$   
 $10 \text{ apples} - 0 \text{ apples} = 10 \text{ apples}$   
 $6 \text{ cherries} - 0 \text{ cherries} = 6 \text{ cherries}$   
 $7 \text{ monkeys} - 0 \text{ monkeys} = 7 \text{ monkeys}$

10. Guide the students to colour the answer box that matches with the colour of the hat.

## Theme 8: Sparkling November

### Chapter 11: Time

1.

2. Guide the students to draw hands to show the time.

3. 

|          |         |           |        |
|----------|---------|-----------|--------|
| Monday   | Tuesday | Wednesday |        |
| 1        | 2       | 3         |        |
| Thursday | Friday  | Saturday  | Sunday |
| 4        | 5       | 6         | 7      |

4. 

|           |         |        |
|-----------|---------|--------|
| September | May     | June   |
| 9         | 5       | 6      |
| December  | January | July   |
| 12        | 1       | 7      |
| February  | October | April  |
| 2         | 10      | 4      |
| November  | March   | August |
| 11        | 3       | 8      |

## Chapter 12: Money

1. Guide the students to colour the box red for the coins that they have seen.

2. 

|   |   |   |   |
|---|---|---|---|
|   |   |   |   |
| F | B | B | F |
|   |   |   |   |
| F | B | F | B |

3.

## Theme 9: Ho, Ho, Ho!

### Chapter 13: Measurement

1.

2.

3.

## Chapter 14: Data Handling

1. 5

2. 

|            |            |
|------------|------------|
| Apple      | ●●●●●●●●●● |
| Orange     | ●●●●●●●●●● |
| Watermelon | ●●●●●●●●●● |
| Mango      | ●●●●●●●●●● |
| Papaya     | ●●●●●●●●●● |