


# Answers


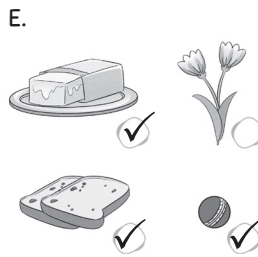
## Theme 1: Special Me

### Chapter 1: A, B and C


- A. Guide the students to trace the letter with multiple colours.
- B. Guide students to trace the dots to complete letter A and colour the tree green.



- D. Guide the students to trace the letter with multiple colours.




- G. Guide the students to trace the letter with multiple colours.
- H. Guide the students to trace and colour the picture.



## Theme 2: Family Fun


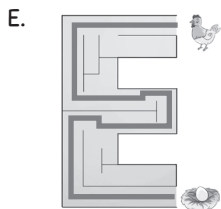
### Chapter 2: D, E and F

- A. Guide the students to trace the letter with multiple colours.



- C. 1. Dog 2. Den  
3. Doll 4. Deer  
5. Duck 6. Dolphin

- D. Guide the students to trace the letter with multiple colours.




- G. Guide the students to trace the letter with multiple colours.
- H. Guide the students to colour using the colour code
- I. 1. Fence is of shorter length in the second picture.

- 2. There is only one fish in the second picture.
- 3. There is no football in the second picture.
- 4. The boy's feet are folded in the second picture.
- 5. The flowers are missing from the bushes in the second picture.

## Theme 3: School is Cool

### Chapter 3: G, H and I


- A. Guide the students to trace the letter with multiple colours.



- C.
- 1. Girl
  - 2. Goat
  - 3. Gift
  - 4. Gate
  - 5. Game
  - 6. Goose

- D. Guide the students to trace the letter with multiple colours.


- E.
- 1. C
  - 2. F
  - 3. D
  - 4. H



- G. Guide the students to trace the letter with multiple colours.

H.

A	I	I	I	F
D	F	I	G	E
A	B	I	C	B
C	E	I	H	A
G	I	I	I	H



- Page 34-35: Let's Learn and Find


**Let's Learn and Find**

Find the words in the picture.

# Theme 4: Best Buddies

## Chapter 4: J, K and L

A. Guide the students to trace the letter with multiple colours.

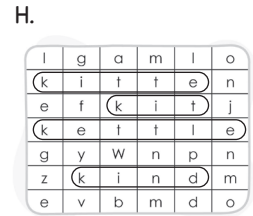
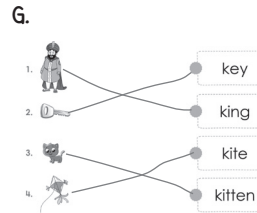


C.  
1. Jug      2. Jet  
3. Jam

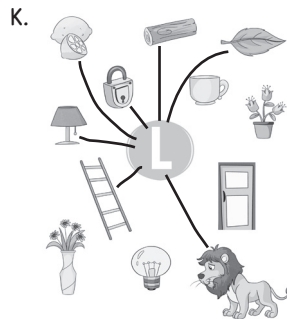

D. Guide the students to trace the letter J along the tree trunk.

E. Guide the students to trace the letter with multiple colours.

F. Guide the students to complete and colour the image of the kite.



I. Guide the students to trace the letter with multiple colours.



# Theme 5: Play Power

## Chapter 5: M, N and O

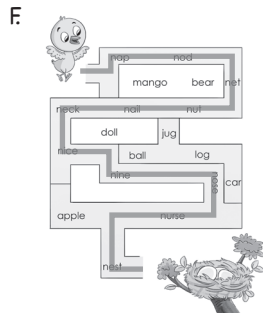
A. Guide the students to trace the letter with multiple colours.



C.  
1. Map      2. Mat  
3. Mice    4. Monkey  
5. Mountain  
6. Mushroom

D. Guide the students to trace the letter with multiple colours.

E. nap, nut, new, note, nice, name



G. Guide the students to trace the letter with multiple colours.

H. 1. F      2. C  
3. L      4. I

