

# Answers

## Let's Trace

Guide the students to trace the different types of lines.

## Let's Get Started

Guide the students to trace the standing, sleeping, slanting, curve lines and round.

## Theme 1: I Love Mondays

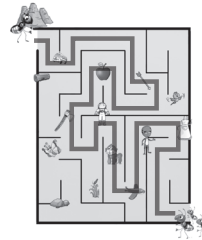
### Chapter 1: Letter A

#### Let us trace

Guide the students to trace A and a.

- A. 1. ape      2. angel  
3. apron
- B. 1. c.      2. a.  
3. b.

C. Guide the students to follow the A-letter objects through the maze to find the correct path.



## Chapter 2: Letter B

### Let us trace

Guide the students to trace B and b.


- A. 1. bat      2. bed  
3. bus      4. bag
- B. 1. ball - b.      2. bell - a.  
3. boat - d.      4. book - c.

- C. bag      box      bell  
boat      boots      bottle  
butter      bbubbles      buttons  
bread

## Chapter 3: Letter C

### Let us trace

Guide the students to trace C and c.



B. Guide the students to trace the words:

1. cap - b.      2. cup - a.  
3. car - d.      4. cow - c.



D. Guide the students to join the dots to form C, then to colour the pictures. Accept all relevant responses.

## Theme 2: I Love Tuesdays

### Chapter 4: Letter D

#### Let us trace

Guide the students to trace D and d.

A. door



daiesies



donkey



dolphin



B. Guide the students to trace the words:

1. den - b.      2. dot - a.  
3. dog - d.      4. desk - c.

## Chapter 5: Letter E

### Let us trace

Guide the students to trace E and e.

- A. 1. b.      2. a.  
3. d.      4. c.
- B. Guide the students to write the words:  
1. end      2. egg  
3. elf

- C. 1. exit  
2. entry  
3. eleven  
4. envelope

For questions, accept all relevant responses.

Sample Responses:

- a. It is a post office.  
b. We go here to send and receive letters, parcels, buy stamps and so on.


c. Yes, I have been to a post office. / No, I have never been to a post office.

## Chapter 6: Letter F

### Let us trace

Guide the students to trace F and f.

A. Guide the students to colour the correct pictures.



## Theme 3: I Love Birthdays

### Chapter 7: Letter G

#### Let us trace

Guide the students to trace G and g.

- A. 1. gift      2. goat  
3. guard      4. garlic
- Six-letter word: garlic

- B. 1. b.      2. a.  
3. d.      4. c.
- C. Words with g: game, give, gate, guava, go, goat, gorilla

## Chapter 8: Letter H

### Let us trace

Guide the students to trace H and h.

- A. 1. hill  
2. hair  
3. harp  
4. head

B.

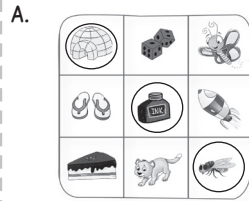


C. Guide the students to join the dots to complete the picture. Then guide the students to colour it. Accept all relevant responses.


### Chapter 9: Letter I

#### Let us trace

Guide the students to trace I and i.



B. Guide the students to follow the letter i through the maze to find the correct path.



### Theme 4: I Love Wednesdays

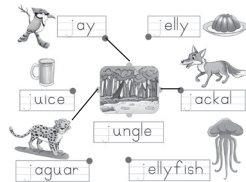
#### Chapter 10: Letter J

#### Let us trace

Guide the students to trace J and j.

A. Guide the students to trace the letter j to complete the words:

jay jelly juice jungle  
jackal jaguar jellyfish



B. Guide the students to trace the letter j to complete the words.

jar jet jug

#### Chapter 11: Letter K

#### Let us trace

Guide the students to trace K and k.

A. Guide the students to trace the words beginning with K and k to complete the rhyme.

B. Guide the students to trace the letter k to complete the words:

- key - a.
- kennel - c.
- kettle - b.

#### Chapter 12: Letter L

#### Let us trace

Guide the students to trace L and l.

A. Guide the students to write the letter l to complete the words.

log lion  
lock leaf  
lamb letter  
lemon

### Theme 5: I Love Thursdays

#### Chapter 13: Letter M

#### Let us trace

Guide the students to trace M and m.

A. Down:

- moon
- mask
- milk

Across:

- man
- mouse

B. Guide the students to trace the words:

- map - b.
- mop - a.
- mat - d.
- mug - c.

#### Chapter 14: Letter N

#### Let us trace

Guide the students to trace N and n.

A. Guide the students to write the letter n to complete the words:

- net - b.
- nest - a.
- nine - d.
- nurse - c.


B. neck name number  
nose night nature

#### Chapter 15: Letter O

#### Let us trace

Guide the students to trace O and o.

A. Guide the students to write the letter o to complete the words:



B. Guide the students to write the letter o to complete the words:

- oil - b.
- olive - a.
- octopus - c.