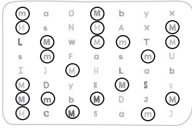


Answers

Theme 1: I Love Mondays

Chapter 1: Sound of Letter M

A. Guide the students to circle every M, m in the box.



B. Guide the students to write the letter m to complete the words.

- mat
- mop
- milk
- mouse


D. Guide the students to trace the letter m.

Chapter 2: Sound of Letter S



A. Guide the students to trace the letter s, then add it to the existing letters to make new words.

- sand
- Sam
- sat
- sit
- send
- sing
- son
- sink

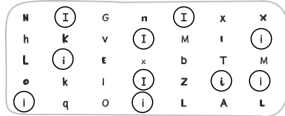


D. Guide the students to circle every S, s in the box.



Chapter 3: Sound of Letter I

A. Guide the students to circle every I, i in the box.



B. Guide the students to write the letter I.

- ice
- iron
- island
- ice cream

D. Guide the students to write the letter i to complete the words.


- idli
- igloo
- insect
- inkpot

Theme 2: I Love Tuesdays


Chapter 4: Sound of Letter T

A. Guide the students to write the letter t to complete the words.

- tap
- table
- tiger
- towel



C. Guide the students to circle every T, t in the box.



- tractor
- triangle
- tree
- truck

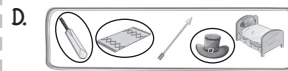
Chapter 5: Sound of am, at

A. Guide the students to trace am.



C. Guide the students to write am to complete the words.

- jam
- dam
- yam
- lamb



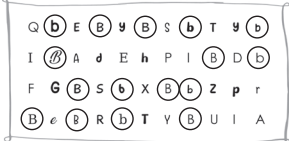
E. Guide the students to write at to complete the words.

- bat
- pat
- rat
- sat

F. shoes

Chapter 6: Sound of Letter B

A. Guide the students to circle every B, b in the box.



D. Guide the students to write the letter b to complete the words.

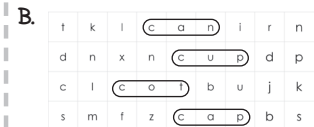
- bag
- belt
- banana
- biscuit

Theme 3: I Love Birthdays

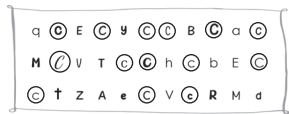
Chapter 7: Sound of Letter C

A. Guide the students to write the letter c to complete the words.

- corn
- cake
- carrot
- coconut



C. Guide the students to circle every C, c in the box.



- c
- b
- d
- a

Chapter 8: Sound of Letter F

A. Guide the students to write the letter f and complete the words.

- fork
- five
- fish
- fence



C. Guide the students to write the letter f to complete the words.

- Farhan visits a farm.
- He sees a fox.
- The fox runs.
- Farhan sees five fish.
- Farhan has fun.

D. Guide the students to identify and colour every F, f.

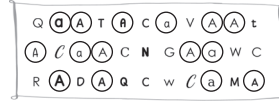


Chapter 9: Sound of Letter A

A.

-
-
-
-

B. Guide the students to circle every A, a in the box.



- C.
- race, lace, mace, face
 - nape, cape, gape, tape
 - late, mate, rate, fate
 - page, cage, wage, sage

Let's Talk

Guide the students to look at the pictures, frame their thoughts and say short sentences. Accept all relevant responses.

Let's Practise

Guide the students to first trace the words, then write them in the space provided.

Theme 4: I Love Wednesdays

Chapter 10: Let's Repeat



B. Guide the students to write the letters to complete the words.

- ant - b
- soap - a
- balloon - d
- feather - c

C. at -

am -

D. Guide the students to colour the words that start with the sound of f.

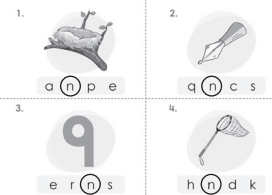


E. Guide the students to write the letters a or i to complete the following words.

- ice
- ant
- idli
- apple
- igloo
- arrow

Chapter 11: Sound of Letter N

A. Guide the students to identify the pictures.



B.

- C.
- net - b
 - nail - a
 - nest - d
 - nurse - c

D. Guide the students to colour every N, n in the box.

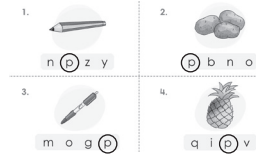


Chapter 12: Sound of Letter P

A. Guide the students to write the letter p to complete the words.

- pear
- peach
- papaya
- pumpkin

B. Guide the students to identify the pictures.



- C.
- panda - b
 - pigeon - a
 - penguin - d
 - peacock - c

D.

p	d	p	i	n	j	j	k	m
u	f	h	j	k	m	m	h	y
z	s	h	o	m	w	w	u	d
l	h	p	a	p	e	r	f	a
i	u	i	o	x	r	r	v	i
e	p	i	n	k	x	x	b	x

Theme 5: I Love Thursdays

Chapter 13: Sound of Letter H



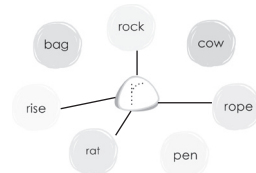
B. Guide the students to circle every H, h in the box.



- C.
- b
 - c
 - d
 - a
- D. Guide the students to write the letter h to complete the words.
- hen
 - hawk
 - horse
 - hippopotamus

Chapter 14: Sound of Letter R

A. Guide the students to trace the letter r.



- B.
- rug - b
 - ring - a
 - radio - d
 - rabbit - c

Chapter 15: Sounds of ap and an

A. Guide the students to trace the words.



B. Guide the students to write an to complete the words.

- van - b
- fan - a
- man - d
- pan - c

C.

f	h	t	s	a	n	d
g	a	x	c	t	i	y
i	n	b	a	n	d	e
p	d	v	j	w	g	m
l	a	n	d	t	s	z

Let's Practise

Guide the students to first trace the words, then write them in the space provided.

Let's Read

Read the rhyme aloud in class. Guide the students to focus on the different sounds.