

Answers

Theme 1: I Love Mondays

Chapter 1: Numbers 0 to 10 (Revision)

1. Guide the students to trace the number 0.
2. Guide the students to trace the number name 0.

3.

Dice	Dots
3	9


Squirrels	Tails
4	4

Tables	Legs
2	8

Bicycles	Wheels
3	6

4. Guide the students to trace the numbers from 1 to 10.


5. Guide the students to trace the number names from 1 to 10.



Theme 2: I Love Tuesdays

Chapter 2: Triangle

1. Guide the students to colour the triangles.



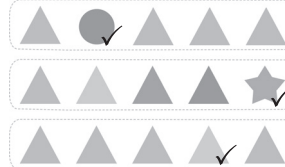
2.



3. Guide the students to follow the triangles through the maze to find the correct path.



4.

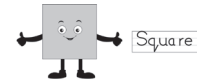


5. Guide the students to colour the triangles.

5

Chapter 3: Square

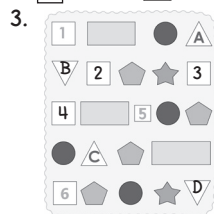
What shape am I?



1. Square

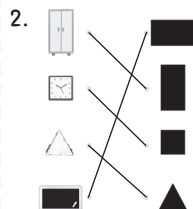
2. Guide the students to colour the squares blue and triangles green.

□ : 4 △ : 3




Chapter 4: Rectangle

1. Guide the students to colour the picture by code.

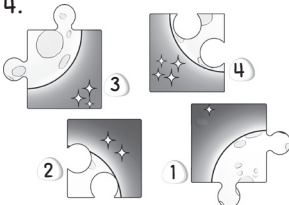


Chapter 5: Circle

1. Guide the students to colour the happy circles yellow and curious circles red.
2. Guide the students to colour the circles yellow, squares blue and rectangles green.

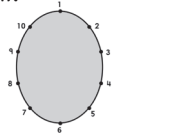


4.

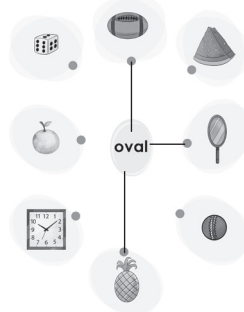


Chapter 6: Oval

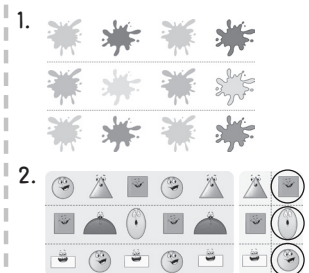
1. Guide the students to trace the ovals and colour them.
2. Guide the students to join the dots to form the shape and colour it.



3.



Fun Time



Theme 3: I Love Birthdays

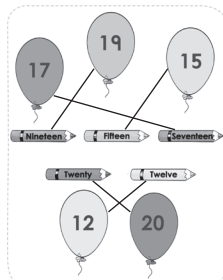
Chapter 7: Numbers 11 to 20 (Revision)

1. Guide the students to trace the numbers from 11 to 20.
2. Guide the students to trace the number names from 11 to 20.

3.

12	15	10
17	13	12
16	14	11
15	18	20
12	14	18

4. Guide the students to colour the balloons by code.



5.

19	Nineteen
20	Twenty
15	Fifteen
12	Twelve
17	Seventeen

Theme 4: I Love Wednesdays

Chapter 8: Tall and Short

1.

2.

3. Guide the students to colour the pictures.

4.

Chapter 9: Big and Small

1.

2.

3.

3. Guide the students to colour the one that is big.

4. Guide students to colour the small one.

Picture Talk

Circle the big animal. **Rhino** Foxy

Circle the small animal. Kitty **Elphy**

Chapter 10: Full and Empty

1.

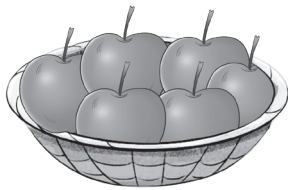
2.

3.

4. Guide the students to colour the two glasses.

Full Empty

5. Guide the students to draw apples and colour them.



Chapter 11: More and Less

1. More ----- **cow** horse
 Less ----- **dog** cat
 More ----- hen **duck**

2.

3.

4.

Theme 5: I Love Thursdays

Chapter 12: Counting 21 to 30

Write the numbers.

Four Twelve

Seven Sixteen

Nine Twenty

1. Guide the students to trace and write the numbers from 21 to 30.

2. Guide the students to trace the number names from 21 to 30.

3. Guide the students to colour the numbers by colour code.

4.

1	1	11	11	21	21
2	2	12	12	22	22
3	3	13	13	23	23
4	4	14	14	24	24
5	5	15	15	25	25
6	6	16	16	26	26
7	7	17	17	27	27
8	8	18	18	28	28
9	9	19	19	29	29
10	10	20	20	30	30

Chapter 13: Counting 31 to 40

1. Guide the students to trace and write the numbers from 31 to 40.

2. Guide the students to trace the number names from 31 to 40.

3.



35



31



38



34

Chapter 14: Counting 41 to 50

1. Guide the students to trace and write the numbers from 41 to 50.
2. Guide the students to trace the number names from 41 to 50.

3.

