

Answers

Theme 1: Winter Wow

Chapter 1: One More Time

A. Guide the students to write the letters.

- apple
- mango
- orange
- banana

B. Guide the students to write the letters.

- ee
- at
- ap
- am

- sun - fun
- can - man
- tap - zap
- pin - fin

D. Guide the students to write the words.

- The
- can
- on
- see
- b.
- a.
- d.
- c.
- f.
- e.
- h.
- g.
- i.

Chapter 2: Sound of Letter G

A. Guide the students to colour the correct pictures.

B. Guide the students to trace the words.

- b
- a
- d
- c

C. Guide the students to write the letters.

- gate
- girl
- guitar
- gift


Chapter 3: Sound of Letter L

A. Guide the students to circle every L, l in the box.



B. Guide the students to identify the pictures and write the letters.

Across: 1. log 2. lotus 3. lamp
Down: 1. lollipop



D. Guide the students to write the letters.

- lion
- ladder
- letter
- lizard

Chapter 4: Sound of Letter K

A.



B. Guide the students to colour every K, k in the box.




C. Guide the students to write the words.

- key
- king
- kite
- kiwi
- kitten
- kettle

Theme 2: Fab Feb

Chapter 5: Sound of Letter Y

A. Guide the students to circle every Y, y in the box.



B. Guide the students to write the letters.

- yarn - b.
- yam - a.
- yoyo - d.
- yellow - c.

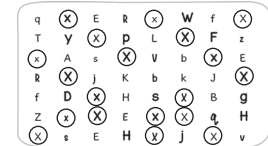


D.



Chapter 6: Sound of Letter X

A. Guide the students to circle every X, x in the box.


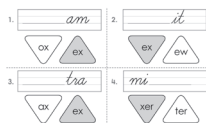


B. Guide the students to write the letters.

- x-ray
- xylophone

C. Guide the students to write the letters.

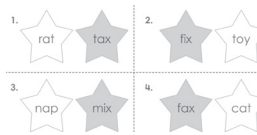
- exam
- exit
- extra
- mixer



E. Guide the students to write the words.

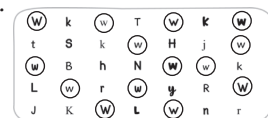
- box
- fox
- six
- wax

F.



Chapter 7: Sound of Letter W

A.



- b.
- a.
- d.
- c.

C. Guide the students to write the words.

- waste
- work
- water
- wet

D. Guide the students to write the letters.

- web
- wolf
- watch
- water

Let's Practise (Page 29)

Guide the students to first trace the sentences. Then, guide the students to write the sentences.

Let's Talk (Pages 30-31)

Guide the students to look at the picture carefully.

A. Accept all relevant responses. Sample responses:

throwing a frisbee
flying a kite
playing badminton

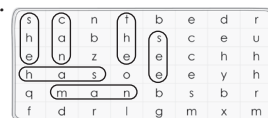
B. Accept all relevant responses.

Sample responses: kite, kid, garden, grass, girl, game, yarn, yo-yo, yellow, xylophone, umbrella

Theme 3: Spring in Our Steps

Chapter 8: High Frequency Words

A.



- B. Guide the students to write He and complete the story.
- C. Guide the students to write She and complete the story.
- D. Guide the students to colour the correct box.
- pin
 - few
 - see
 - less

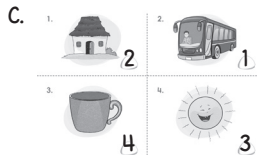


Chapter 9: Let's Repeat

- A. 1. g 2. l
3. k 4. y
- B. Guide the students to write the letters.
- key
 - yak
 - well
 - xylophone
- C. 1. can top mug fan
2. bat see tin bee
3. king boat sing game

- D. Guide the students to write the words.
- He
 - She
 - She

Chapter 10: Sound of Letter U

- A. Guide the students to circle every U, u in the box.



- D. Guide the students to write the words.
- truck
 - duck
 - nurse
 - brush
- E. Guide the students to write the words. Accept all relevant responses.
- Sample responses:
- pup
 - jug

Chapter 11: The Alphabet

- A. 1. b 2. d
3. a 4. c
- B. 1. o 2. u
3. c 4. s
- C. Guide the students to trace the words.
- b
 - a
 - d
 - c
 - f
 - e

Let's Read (Pages 44-45)

Guide the students to read the poem and focus on the different sounds.

Let's Practise (Page 46)

Guide the students to first trace the sentences. Then, guide the students to write the sentences.

Theme 4: Summer Splash


Chapter 12: Sound of id

- A. Guide the students to trace the words.
- B. Guide the students to write the words.
- mid lid bid kid hid did

- C. Guide the students to write the letters.
- kid
 - lid
 - hid

Chapter 13: Sound of ix and in

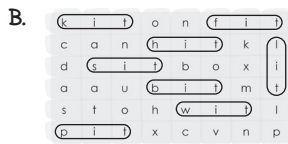
- A. Guide the students to write the letters.
- six
 - fix
 - mix
- B. Guide the students to write the words.
- fix
 - mix
 - six



- D. 1. b 2. a
3. d 4. c
- E. Guide the students to write the words.
- pink
 - sink
 - mint
 - wind

Chapter 14: Sound of it

- A. 1. bit - pit 2. hit - lit
3. kit - fit 4. sit - wit



- C. Guide the students to write the words.
- sit
 - hit
 - lit
 - kit

Chapter 15: Sound of ig

- A. Guide the students to trace the words.
- big
 - wig
 - rig
 - dig
- B. Guide the students to write the letters.
- fig twig
big fig

- C. Guide the students to write the words.
- big
 - fig
 - dig
 - twig

Let's Talk (Pages 58 - 59)

Guide the students to look at the picture carefully.

- A. Accept all relevant responses.
- Sample responses:
- s: swings t: teacher
b: ball g: girl
- B. Accept all relevant responses.

Sample responses:

Two children are playing on the slide.

Two boys are playing with a ball.

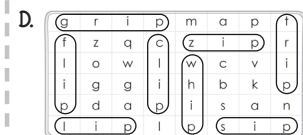
The teacher is standing in the park.

Theme 5: Happy Holidays

Chapter 16: Sound of ip

- A.
- ✓
 - ✓
 - ✓
 - ✓
- B. Guide the students to write the words.
- rip sip hip lip dip tip


- C. Guide the students to write the letters.
- clip - b.
 - ship - a.
 - chip - d.
 - slip - c.



Chapter 17: Sound of ill

A. Guide the students to trace the letters.


B.



C.



D.



Chapter 18: Sound of ing

A. Guide the students to trace the words.

1. b. 2. a.
3. d. 4. c.

B. Guide the students to write the words.

- ring wing sing ping

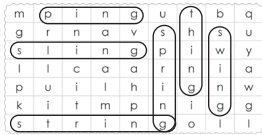
C. 1. king root rest ping

2. ring tree wing rain

3. sling fling piano house

4. spring rose pond bring

D.




Chapter 19: Let's Repeat

A. Guide the students to write the letters.

1. kite - b.
2. yoyo - a.
3. umbrella - d.
4. xylophone - c.

B.



C. ing sound:



id sound:

