

### Activities

- A** The names of some vegetables are given in the box.  
Find and circle them in the wordsearch.

◀ Problem-solving

broccoli lettuce carrot onion  
brinjal peas pumpkin beans

P	U	M	P	K	I	N	A
E	N	C	O	N	I	O	N
A	T	A	C	U	A	B	V
S	S	R	B	E	A	N	S
I	K	R	V	M	R	W	P
B	R	O	C	C	O	L	I
Z	R	T	W	M	T	Y	N
B	R	I	N	J	A	L	A
L	E	T	T	U	C	E	C

- B** Talk to your partner about what she/he likes to do in different seasons.

◀ Communication

YOU: What do you like to do in winter?

PARTNER: I like to eat hot *gulab jamuns*.

**C** Write **T** for True or **F** for False.

◀ **Conceptual Understanding**

1. Leaves have different smells. \_\_\_\_\_
2. During winter, plants get enough sunshine to make their food. \_\_\_\_\_
3. When chlorophyll starts to disappear from leaves, they turn yellow and start falling. \_\_\_\_\_
4. In a compost pit, the leaves rot and turn into manure after a few weeks. \_\_\_\_\_
5. Silkworms feed on mulberry leaves. \_\_\_\_\_

**D** Match the columns.

◀ **Critical Thinking**

- |                             |   |
|-----------------------------|---|
| 1. wooden houses            | a. places covered with snow throughout the year |
| 2. houseboats               | b. houses on wheels                             |
| 3. igloos                   | c. flats  |
| 4. caravans                 | d. hilly areas                                  |
| 5. multi-storeyed buildings | e. houses floating on water                     |

**E** Colour the boxes that have names of foods we get from plants.

◀ **Application of Knowledge**

ginger	cheese	cabbage	honey
soya bean	mustard	milk	rice
gourd	maize	eggs	apple

- F** Work in pairs. Write the names of these foods given below in the correct column.

◀ Collaboration, Critical Thinking

spinach butter pulses potatoes eggs wheat salt  
milk pumpkin sugar rice curd fish oranges nuts

Fats and Carbohydrates	Proteins	Vitamins and Minerals

- G** Write **T** for True or **F** for False.

◀ Conceptual Understanding

- Houses are usually built from materials that are locally available. \_\_\_\_\_
- Mud walls of a kachcha house keep the house cool. \_\_\_\_\_
- In very dry areas, people build houses on stilts. \_\_\_\_\_
- Houses in hilly areas are made of straws. \_\_\_\_\_
- A house should have enough windows to let in sunlight and fresh air. \_\_\_\_\_
- There is no need to keep dustbins covered. \_\_\_\_\_

- H** Here is a recipe for a healthy vegetable sandwich. The order of the sentences is jumbled up. Number the sentences in the correct order.

◀ Life Skills, Problem-solving

- \_\_\_ Add some tomato and cucumber slices.
- \_\_\_ Sprinkle some salt and pepper on the tomato and cucumber slices.
- \_\_\_ Take two slices of brown bread.
- \_\_\_ Spread butter on both the slices.
- \_\_\_ Cover it with the second buttered slice.
- \_\_\_ Cut it into two pieces. Enjoy your sandwich.

- I** Write a letter to your grandmother about the ways you save and reuse water at home.

◀ Multidisciplinary Approach

HINTS:

- using a bucket of water to take a bath instead of using a shower
- closing the tap while brushing teeth
- collecting rain water to water plants later
- washing clothes with a bucket of water

- J** Tell your class about a journey you took on a train.

◀ Communication

HINTS:

- Why was the journey exciting?
- What did you see from the window of the train?
- What was the best part of the journey?

# Projects

## A Make a project about saving the Earth.

### ◀ Creativity, Collaboration

Did you know that all human beings, animals, birds and trees have one home? That home is called the Earth.

- Look at a world map or a globe. The map is a picture of our Earth and the globe is a model of it. With the help of an adult find India on it first. Then find other places. You can also locate places in other continents where you have relatives. No matter where we live our common address is the Earth.
- Sit together and make a list of things in the house that we get from trees, animals and from rivers. But we have not treated the Earth well. We have polluted the rivers and the seas, and destroyed the land by cutting down forests. The smoke from our cars, buses and factories has even polluted the air that we breathe. Make a chart on things that pollute the Earth.
- When we make a mistake we say sorry. Make a “Sorry card” for Mother Earth. Make it using a blank card and colours, glue and pens, pencils and rulers. You can write inside the card.
- Sit together and have a discussion on what you are going to do as a family or as a class to make the Earth a better place to live in. Make a list of 3 things.

You can list things such as:


1. I will write on both sides of paper.
2. I will use a dustbin to throw fruit and vegetable peels.
3. I will not throw waste in ponds and lakes.

- B** Your teacher will take you to go to a nursery near your school. Ask the caretaker of the nursery about the different types of flowers growing there and how she/he looks after the plants. What is special about each kind of flower? Your teacher will divide your class into groups of six. Each group will make a chart about the flowers in the nursery. Write a few sentences about what you learnt about the flowers.

◀ Experiential Learning, Collaboration

- C** Collect leaves of different trees. The teacher may put up a cut-out of a tree on a sheet of chart paper on the class notice board. Take turns to paste the leaves. Draw pictures of bird nests on the branches of the tree. Also draw burrows and holes near the tree. Now, draw pictures of animals (including birds, rodents and insects) in the places where you think they will be sitting on the tree.

◀ Art Integration



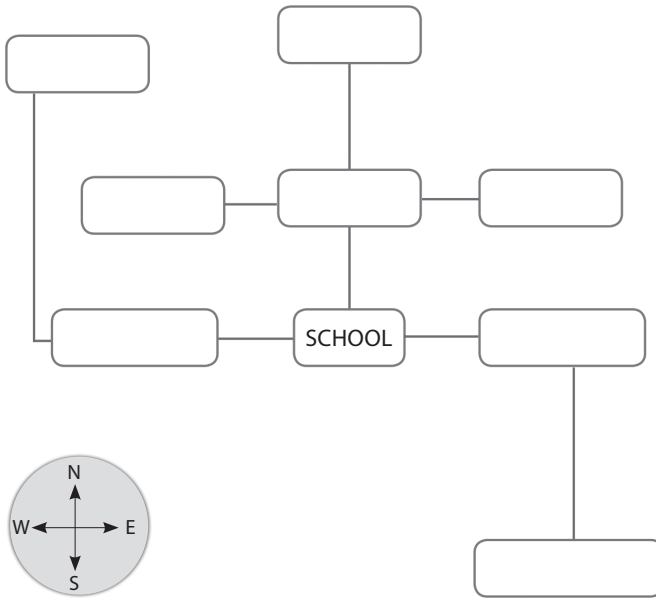
- D** Write about five food items that are eaten regularly at home. These may be eaten raw or cooked. Write a few sentences about each food item and its nutritional value. Read out what you have written in class.

◀ Application of Knowledge

# SAFAL

## Sample Questions

- A Given here is the outline of the area around your school. Fill in the boxes with the places given below in bold.



From your **school**, walk towards the East and you will reach the **stadium**. Walk a few more steps and then turn towards the South. At the end of the road is the **bakery**. From your **school**, walk towards the West and you will reach the **fire station**. Now, walk towards the North. The **police station** is in front of you. If you go straight towards the North from your school, you will reach **your house**. If you go further north you will reach the **market**. There is a **hospital** towards the West of **your house** and a **park** to the East of it.


**B** Think and answer.

1. Cooking in solar cookers is becoming popular nowadays. What is the reason for this?



2. Janki stays in Rajasthan. She eats rotis for lunch and dinner. Mukta lives in Assam. She usually has rice with her meals. Give reasons for the different food habits of Janki and Mukta.

3. In places where it rains a lot, people build houses on stilts. Why do you think people do so?



4. Usually helicopters are used to distribute food packets, blankets and other relief material in flood-affected areas. Why do you think the use of planes and trains is not common?