

### Activities

- A** Look at the time table of Arun for Saturday and Sunday. Then, tick (✓) the correct words.

◀ Critical Thinking

**TIME TABLE**

	<b>Saturday</b>	<b>Sunday</b>
Morning	Play cricket	Cycle in park
Afternoon	Read a book	Go for a walk
Evening	Watch television	Watch television

- What does Arun do on Saturday morning?
  - plays cricket \_\_\_\_\_
  - rides a bicycle \_\_\_\_\_
- When does Arun go for a walk?
  - Sunday morning \_\_\_\_\_
  - Sunday afternoon \_\_\_\_\_
- What does Arun do on both Saturday and Sunday?
  - reads a book \_\_\_\_\_
  - watches television \_\_\_\_\_
- When does Arun watch television?
  - in the morning \_\_\_\_\_
  - in the evening \_\_\_\_\_

- B** Work with your partner. Look at the chart and take turns to make sentences.

◀ Collaboration


	<b>Cooking</b>	<b>Reading</b>	<b>Dancing</b>
Sara	✓	✓	X
Bela	X	✓	✓
Raju	X	X	✓
Uma	✓	✓	X

YOU: Sara likes cooking and reading.

PARTNER: Bela likes reading and dancing.

- C** What do you like to do in the park? Tick (✓) the pictures.

◀ Experiential Learning



play on the slides



skip a rope



have a picnic



play on the swing



play football



fly a kite



play on the see-saw



skate



play hide-and-seek

Complete the sentence.

I like to \_\_\_\_\_

- D** Fill in the blanks with **to**, **two** or **too**. ◀ Critical Thinking

1. Neha wanted \_\_\_\_\_ have some milk.
2. The milk was \_\_\_\_\_ hot to drink.
3. She put the milk in \_\_\_\_\_ glasses.
4. She dipped \_\_\_\_\_ biscuits in the milk.

- Then she went \_\_\_\_\_ play in the park.
- She saw \_\_\_\_\_ friends on the slides.

**E** Read this riddle about a snail.

◀ Creativity

I am a small animal. I have two feelers.  
 My home is a shell. I carry my home on my back.  
 I move slowly on the ground.  
 Who am I? I am a snail.



Now make a riddle about this animal.  
 You can use words from the box.

tall animal    four legs    long neck  
 brown patches    eat leaves

---



---



---

**F** Read the clues and complete the **sh** words.

◀ Problem-solving

- We buy things here. \_\_\_\_\_ shop \_\_\_\_\_
- We wear these on our feet. \_\_\_\_\_
- This animal gives us wool. \_\_\_\_\_
- This is something we wear. \_\_\_\_\_
- We find these on the beach. \_\_\_\_\_

**G** Rearrange words to make questions.

◀ Conceptual Understanding

- Is what name? your \_\_\_\_\_
- You are where going? \_\_\_\_\_
- Me? Do you like \_\_\_\_\_

4. When you? write will \_\_\_\_\_
5. Is? the bell ringing \_\_\_\_\_

**H** Write these words in alphabetical order.

pretty    helicopter    victory    ship  
pretend    card    nice

**I** Take away one letter to make new words.

- |                |                |
|----------------|----------------|
| 1. SMILE _____ | 4. BRING _____ |
| 2. TRAIN _____ | 5. BLOCK _____ |
| 3. PEAR _____  | 6. HAIR _____  |

**J** Do this activity. Make a cloud.

◀ **Multidisciplinary Approach**

A cloud is a huge crowd of tiny water droplets. Open a plastic bag and blow some air into it. Seal the bag tightly. Put it in the freezer for five minutes, take it out, open it and blow some more air into it. Quickly seal it.

What happens? Why? How did you make a cloud?

**K** When do you smile? Tick (✓) the words.

◀ **Values**

I smile when I see

1. my Grandpa. \_\_\_\_\_
2. a camera. \_\_\_\_\_
3. Dad come home. \_\_\_\_\_
4. friends in the park. \_\_\_\_\_

**L** What would you do if another child troubles or teases you? You can tick (✓) more than one choice.

◀ **Life Skills**

- |                              |                            |
|------------------------------|----------------------------|
| 1. tell your teacher _____   | 3. tell your parents _____ |
| 2. do nothing about it _____ | 4. start fighting _____    |

# Projects

**A** Divide the class into five teams. Ask these riddles.

◀ Collaboration/Teamwork

1. Turn **hips** into something that sails the sea. \_\_\_\_\_
2. Turn **eat** into something that people drink. \_\_\_\_\_
3. Turn **shore** into a galloping animal. \_\_\_\_\_
4. Turn **snoop** into something people eat with. \_\_\_\_\_
5. Turn **balms** into a baby animal. \_\_\_\_\_
6. Turn **inch** into a body part. \_\_\_\_\_
7. Turn **votes** into something we cook on. \_\_\_\_\_
8. Turn **strain** into a vehicle that runs on tracks. \_\_\_\_\_

The team which calls out the correct answers first gets two points. Make more such riddles.

**B** Make a library in your class. Each child can bring a story book. Write the names of the books in a register. Any child who borrows the book writes her/his name against the book. Tick (✓) off the name when she/he returns the book.

Name of the Book	Student	Date	Returned
My Sunflower Garden	Sunil	12/08/22	✓
Maa, Tell me a Story	Rekha	14/09/22	✓
The Little Duckling	Jiya	28/09/22	
Baby Learns to Walk	Amir	05/10/22	

Make your book wish list.


I want to read these books.

\_\_\_\_\_

\_\_\_\_\_

\_\_\_\_\_

- C** Sit in groups of six. One child will say a name like, 'Aman'. The second child will say a name with 'N', the last letter of the first name called. Then it will be the turn of the next child, and so on. ◀ Critical Thinking



- D** Talk to your friend. Answer the following questions. ◀ Experiential Learning

1. What clothes does she/he like to wear?  
\_\_\_\_\_
2. Which game does she/he like to play?  
\_\_\_\_\_
3. Which television programme does she/he like to watch?  
\_\_\_\_\_

I like my friend because \_\_\_\_\_

Now tell your friend about yourself.

1. I like to wear \_\_\_\_\_
2. I like to play \_\_\_\_\_
3. I like to watch \_\_\_\_\_

## Sample Questions

**A** Read the paragraph.

Today was our Sports Day. Right after the bell rang, we all went outdoors. In the morning we had sack races and running races. We were thirsty after the races, so we took a break and drank juice.

Number the sentences to show the order in which things happened.

- \_\_\_ The children ran races.
- \_\_\_ The bell rang.
- \_\_\_ Everyone went outdoors.
- \_\_\_ Everyone took a juice break.




**B** Read the sentences and number the pictures.



1. Ajay is wearing glasses.
2. Vijay is wearing a cap.
3. Raji is holding a mirror.
4. Raju is helping Granny cross the road.
5. Mir is listening to the radio.

C Look at the picture and answer the questions.



- How many children are there in the park?  
a. three                      b. six                      c. five
- \_\_\_\_\_ is on the slide.  
a. Pervin                      b. Vijay                      c. Jo
- \_\_\_\_\_ is skating.  
a. Aliya                      b. Rohan                      c. Pervin
- \_\_\_\_\_ is sitting under a tree.  
a. Vijay                      b. Rohan                      c. Jack
- Vijay riding a \_\_\_\_\_.  
a. horse                      b. car                      c. bicycle
- There are \_\_\_\_\_ birds on the tree.  
a. three                      b. five                      c. two