

## Activities

**A** Look at this picture of a living room.

◀ **Multidisciplinary Approach; Creativity**

Name any five nouns you see in the picture. Draw and colour any five things you want to keep in your living room.



**B** Fill in the common names of these special names.

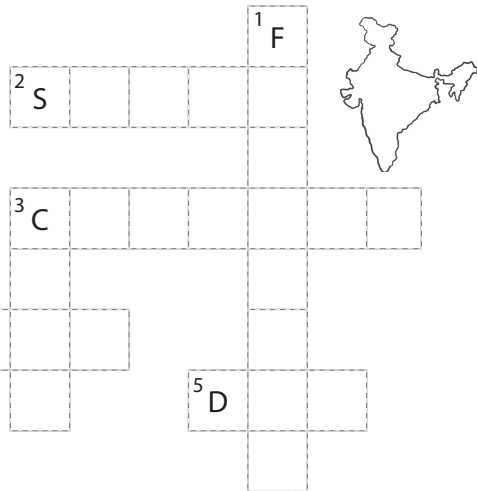
◀ **Problem Solving; Conceptual Understanding**

**Across**

- 2 Kerala
- 3 India
- 4 November
- 5 Sunday

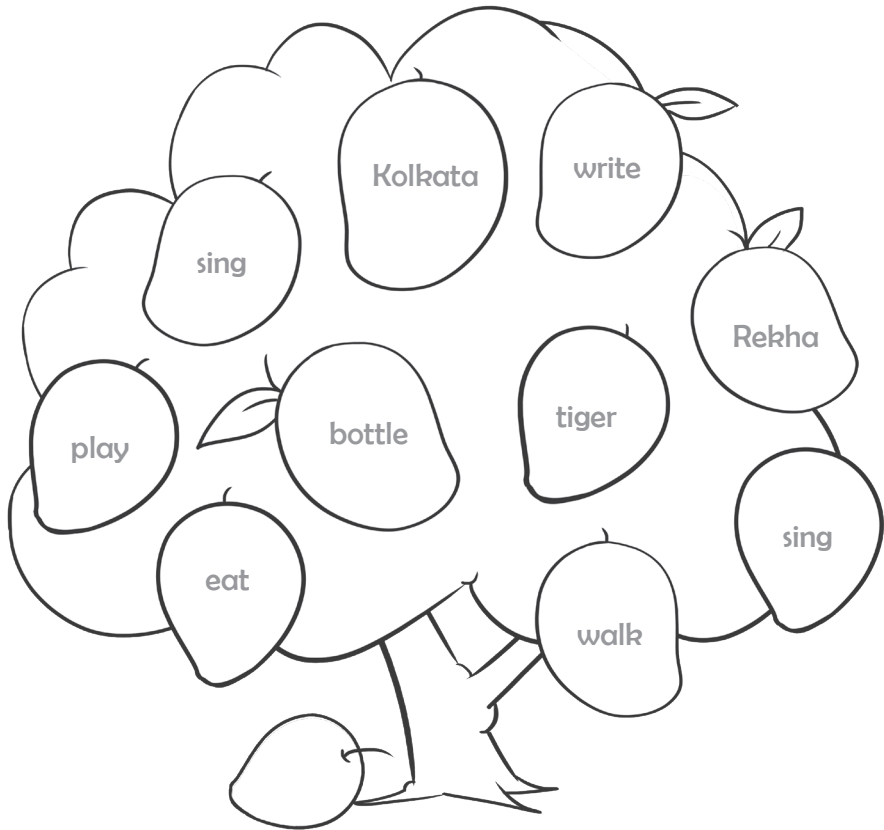
**Down**

- 1 Diwali
- 3 Delhi



✱ All writing tasks to be done in the notebook

- C** Colour the mangoes with nouns 'yellow' and those with verbs 'green'. ◀ Application of Knowledge; Art Integration



- D** Play a game using the pronouns 'I' and 'you'. Form two teams. Team A should give a clue beginning with the pronoun 'I'. Look at the example. Team B should guess the answer beginning with the pronoun 'you'. Then, the teams can swap roles. You can have four rounds of this game. ◀ Communication; Critical Thinking

Team A: I treat the sick.  
Team B: You are a doctor.

- E** Look at the clothes and write the correct pronouns given, below them. Write two sentences using each pronoun. Colour the clothes. ◀ **Application of Knowledge**

she      he      her      him



- F** Shade the squares with verbs using your pencil.

◀ **Conceptual Understanding**

Example

dance	sheep	an	school	pull
orange	red	Delhi	sit	deer
crow	talk	kneel	crayon	sleep
smell	chalk	table	read	lion
on	brush	four	long	cut

- G** Look at the picture. Fill in the blanks with suitable vowels to name the things in the picture. Use 'a' or 'an' before the words.

◀ Application of Knowledge



- |                                  |                            |
|----------------------------------|----------------------------|
| 1. ____ _ ng ____ n ____         | 6. ____ _ glo ____         |
| 2. ____ a ____ r ____ pl ____ ne | 7. ____ b ____ ll          |
| 3. ____ k ____ t ____            | 8. ____ _ ct ____ p ____ s |
| 4. ____ _ m br ____ ll ____      | 9. ____ q ____ e ____ n    |
| 5. ____ z ____ br ____           | 10. ____ c ____ r          |

H Take an apple, eat it and complete the answers.

◀ Multidisciplinary Approach; Experiential Learning



1. What was the colour of the apple?  
The colour of the apple was red / green.
2. How did it taste?  
It tasted sour / sweet.
3. How many seeds were there?  
There were \_\_\_\_\_ seeds.
4. What was the size of the apple?  
The apple was big / medium / small.
5. How was the apple?  
It was delicious / tasteless.

You have used adjectives to describe the apple!

- 1 Form three groups. Group A should call out a noun. For example, 'Ravi'. Group B should call out a verb along with the noun. For example, 'Ravi speaks'. Group C should add a suitable adverb and call out the sentence. For example, 'Ravi speaks politely'. The groups can swap roles and have five or six rounds. The teacher can write the sentences on the board as the students call out.

◀ Collaboration

- 1 Identify and circle the adverbs in the wordsearch. Then, write the verbs in the box along with the suitable adverbs. Look at the example.

◀ Conceptual Understanding



twinkle	love	listen
rain	bark	pat

A	C	G	E	N	T	L	Y	X
Y	D	U	I	Q	C	V	W	E
H	E	A	V	I	L	Y	O	P
L	N	W	V	O	B	C	E	F
K	W	D	E	A	R	L	Y	C
C	A	R	E	F	U	L	L	Y
V	B	R	I	G	H	T	L	Y
K	N	Q	T	H	L	Z	X	C
I	J	L	O	U	D	L	Y	E

Example

twinkle brightly

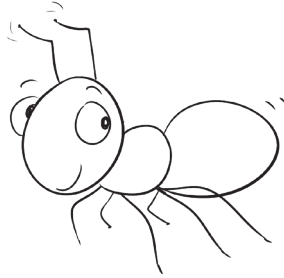


## Projects

- A** Draw any three birds, animals or things on a chart. Write three adjectives to describe each of these. Then, write the nouns and the adjectives, below the pictures.

◀ Creativity; Conceptual Understanding

Example



ant – black, active, tiny

- B** Work in pairs. Put together a scrapbook for the prepositions 'under', 'behind', 'in', 'on', 'between' and 'near'. Collect pictures from old newspapers and magazines and paste at least three pictures for each preposition. Write a sentence for each using the preposition. Underline the prepositions. Once the scrapbooks are completed, exchange yours with the other pairs and take a look at the pictures and sentences. Display the scrapbooks in class.

◀ Collaboration

Example



Children are hiding behind the bushes.

- C** Form groups of three. Make simple puzzles for the conjunctions 'and' and 'but'. Each group can make six puzzles, three each for 'and' and 'but'. On a chart, draw and write as in the example. Cut them out using child-safe scissors. You can use different colours to write the conjunctions. The groups can then exchange the puzzles and try solving them.


◀ Creativity; Critical Thinking

Example

Janu	and	Kim are friends.
I like apples	and	mangoes.
Arun writes poems	and	stories.

- D** On a sheet of paper, paste your photograph. Fill in the details as shown and hand it over to your teacher. She/He will file the papers and write 'Identity Register' on it.

◀ Conceptual Understanding



My name is \_\_\_\_\_ am  
 a \_\_\_\_\_ (girl / boy). My mother's name is  
 \_\_\_\_\_ My father's name is \_\_\_\_\_ I have  
 \_\_\_\_\_ (write the number) friends. My favourite  
 subject is \_\_\_\_\_

You have used special names, common names,  
 a pronoun and an adjective!