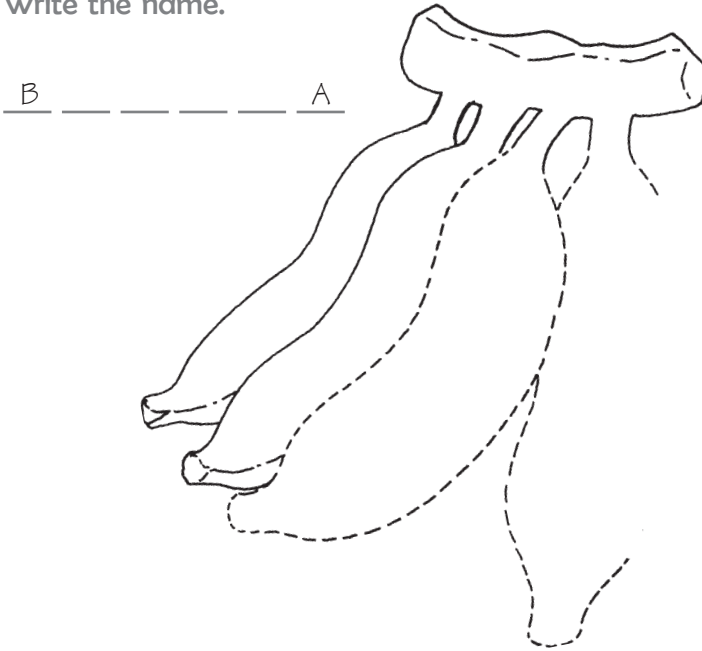


## Activities

- A** Complete the picture and colour it.  
Write the name.

◀ Creativity



- B** Solve the riddle.

◀ Problem Solving

I am a big animal.

I have a huge trunk.

I have large flappy ears.

I eat sugarcane.

I am an \_\_\_\_\_

Can you walk like me?

- C** Read the poem aloud.

◀ **Multidisciplinary Approach**

Through the jungle the elephant goes,  
Swaying his trunk to and fro,  
Munching, crunching, tearing trees,  
Stamping seeds, eating leaves.  
His eyes are small, his feet are fat,  
Hey, elephant, don't do that!

*Anonymous*

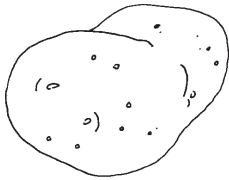
- D** Take two fallen leaves of different shapes. Paste them below with glue.

◀ **Experiential Learning**

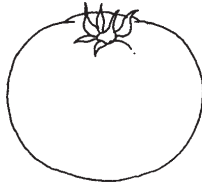


**E** Colour the ones that can be eaten raw.


◀ Conceptual Understanding




Potato



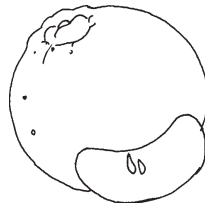
Tomato



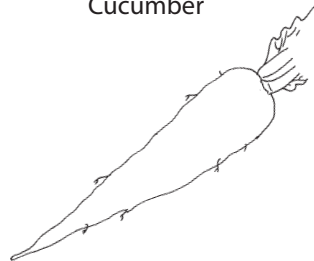
Cucumber



Pumpkin



Orange



Carrot

**F** Name the homes of the following animals. Fill them in the crossword.

◀ Problem Solving


cow \_\_\_\_\_

bird \_\_\_\_\_

lion \_\_\_\_\_

monkey \_\_\_\_\_

bee \_\_\_\_\_ Hive \_\_\_\_\_



**G** Circle the animals that you can keep as pets.

◀ Application of Knowledge

DOG

TIGER

SNAKE

CAT

- H What will you do? Colour the box yellow for summer. Colour red for winter. Colour blue for the rainy season.

◀ Application of Knowledge

1. Have an ice-cream
2. Wear a raincoat
3. Wear a warm cap
4. Go for a swim
5. Drink hot soup
6. Play with paper boats

- I Fill in the blanks.

◀ Conceptual Understanding, Critical Thinking

1. Can we touch air? \_\_\_\_\_
2. Can we feel air? \_\_\_\_\_
3. Moving air is called \_\_\_\_\_
4. Name three things that can be filled with air.  
a. \_\_\_\_\_ b. \_\_\_\_\_  
c. \_\_\_\_\_



- J My Home!

◀ Experiential Learning

1. My house is \_\_\_\_\_ (big, small)
2. The colour of my house is \_\_\_\_\_
3. My house has \_\_\_\_\_ rooms.

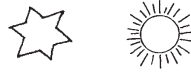
**K** Colour the correct picture.

**Critical Thinking**


1. What makes the day warm and bright?



2. What do we see in the sky at night?



3. What gives the brightest light in the sky at night?



4. What does the moon look like on a full-moon night?



**L** Rain is Fun!

**Experiential Learning, Multidisciplinary Approach**

Enjoy the rain. Watch the clouds. See the water drops falling from the sky. Hear the sound of falling rain. Smell the wet soil. Enjoy the rain on the green grass. Now read this rhyme aloud.



RAIN, RAIN

Rain, rain, go away,

Come again another day,

Little Johnny wants to play.

Rain, rain, go away!



All living things need rain. Discuss in class.

## Projects

### A Make a TREE friend.

◀ Experiential Learning

Go to a park. Choose a tree. Sit under it. Hug it. Watch it for some time. Now write about your 'friend'.

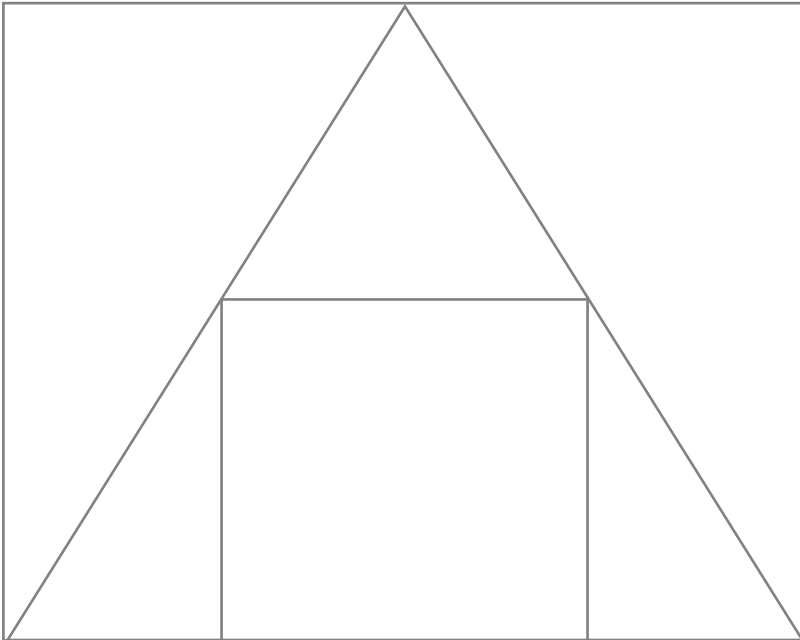
1. My tree friend is very tall / short.
2. Its leaves are small / big.
3. It has / does not have any animals in it.
4. It has / does not have any flowers on it.
5. The name of my friend is \_\_\_\_\_



### B A colourful gift!

◀ Collaboration/Teamwork, Creativity

Take some mustard seeds, rice and dals. Copy the shape below on a sheet of white paper. Spread some glue on it. Now sprinkle different kind of seeds in each shape. Let it dry. Gift it to your mother or father or teacher.

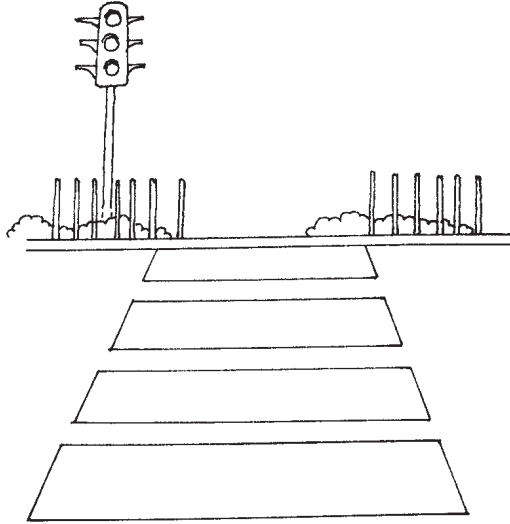


**C** Fill in the blanks to get my name. Colour me.

◀ Creativity, Critical Thinking

Walk on me to cross the road.


Z \_ \_ R \_ \_ C \_ \_ S \_ \_ G \_ \_



**D** Thumb-Zoo!

◀ Collaboration, Creativity, Critical Thinking


Spread water colour on your thumb. Your teacher will help you. Press it in the box below. Now make animals as shown.



- E** Make a 'wall-hanging' for your house.

◀ Creativity, Art Integration

With the help of an adult, cut out a square and a triangle from two different pieces of fabric. Paste them as shown, on a thick chart paper. Make a border and loop with wool.



- F** Make use of waste paper.

◀ Values, Creativity

Tear bits of paper from an old magazine. Paste them on the umbrella. Paste bits of old newspaper on the handle of the umbrella.

