



Activities

A Write about your family. Draw a picture of your family in the box. ◀ Application of Knowledge, Art Integration

- ❖ My mother's name is _____
- ❖ My mother is a _____
- ❖ My father's name is a _____
- ❖ My father is a _____
- ❖ How do you help your Mummy and Papa?

B What would happen if we do not eat anything for a day? Discuss with your partner.

◀ Collaboration, Communication, Critical Thinking


- C** Go to a local market. Learn the names of the different fruits and vegetables you see there. Draw a fruit and a vegetable you like most.

◀ Creativity, Experiential Learning

| fruit | vegetable |
|-------|-----------|
| | |

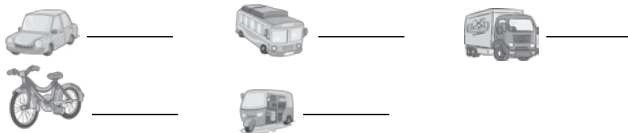
- D** Given below are the number of vehicles that passed through Triveni Road in five minutes.

◀ Problem-solving, Multidisciplinary Approach



Write the answers to the following questions.


- How many vehicles passed through Triveni Road? _____
- How many of the following vehicles passed through Triveni Road?



- How many two-wheeled vehicles passed through Triveni Road? _____

- E** Don't you love rain? Draw a rainy day and colour the picture.

◀ Conceptual Understanding, Art Integration



- F** Make a 'neighbour' chart as shown below. Fill in the details about four neighbours who stay closest to your house.

◀ Life Skills

| | Name | House No. | Telephone No. |
|----|------|-----------|---------------|
| 1. | | | |
| 2. | | | |
| 3. | | | |
| 4. | | | |

- G** What would happen if people do not follow traffic rules? Discuss with your partner.

◀ Collaboration, Communication, Critical Thinking

- H** Work in groups of three. Make hills, valleys and plateaus with modelling clay. Take help from your teacher.

◀ Collaboration, Art Integration

- I** Some computer lab manners are listed below. Tick (✓) the ones that you follow.

◀ Life Skills

- ❖ Enter the room quietly.
- ❖ Take your teacher's permission before touching a computer.
- ❖ Press the keys of the keyboard gently.
- ❖ Never get eatables to the computer lab.

- J** We should keep our classroom clean. We should throw paper or other waste in the dustbin. Ask your teacher to help you make a dustbin for your classroom.

◀ Collaboration, Creativity, Experiential Learning

- K** Our pets are also a part of our family. Get a picture of your pet. Talk about it in class. Children who do not have a pet can bring a picture of an animal they would love to keep as a pet. They can give it a name.

◀ Communication


EXAMPLE: What do you call it? What does it eat?

- L** How can you be a water saver? Discuss with your partner.


◀ Conceptual Understanding, Collaboration, Communication

M Draw hands of the clocks to show the time when you

◀ **Application of Knowledge, Multidisciplinary Approach**



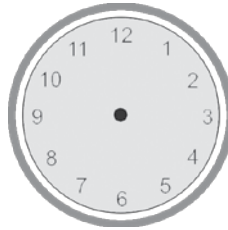
get up in the morning.



have your breakfast.




go to school.



come back from school.




have lunch.



do homework.



have dinner.



go to bed.

Projects

A Make a hand puppet.

Art Integration, Creativity

- ❖ Take a pair of socks that is closest in colour to your favourite animal. For example, take orange socks for lion.
- ❖ Take some wool and stick it to each sock. This becomes the mane of the animal.
- ❖ Paste four buttons for eyes (two for each lion).
- ❖ Make whiskers and nose with fabric paint.
- ❖ Put your hands inside the socks and play with your hand puppet.



B Make an igloo.

Art Integration, Collaboration, Creativity

- ❖ Take half an eggshell.
- ❖ Gently draw a door on the shell.
- ❖ Keep some cotton on a tray.
- ❖ Paste the igloo to the cotton with the help of some glue. Take help from your parents.


- ## C Work in groups of three. Collect photographs of people who work in your school. Paste them on a sheet of chart paper. Write their names and what they do. Display your chart in class.
- Collaboration, Creativity

- D** Interview a postman in your neighbourhood.
You can ask the postman some questions such as:

◀ Communication, Collaboration, Experiential Learning

- ❖ May I know your name?
 - ❖ Where do you live?
 - ❖ How many members are there in your family?
 - ❖ How long have you been working as a postman?
 - ❖ Which post office do you go to?
 - ❖ What do like most about your job?
- E** Work in groups of three. Make a poster with the help of your teacher. Call it 'Save the Earth'.


◀ Collaboration, Creativity, Art Integration



- F** Make a SEASONS scrapbook. For each season make drawings or paste pictures of the

◀ Conceptual Understanding, Creativity

- ❖ fruits and vegetables we get.
- ❖ flowers that bloom.
- ❖ clothes we wear.
- ❖ things we like to eat and drink.



- G** Collect some fallen leaves of different types.

◀ Art Integration, Creativity

- ❖ Take one leaf at a time. Paint its underside.
- ❖ Put the leaf on a sheet of white paper. Put another sheet over it. Press down gently with your fingers.
- ❖ Remove the paper and leaf. Let the paint on the paper dry. Your print is ready.
- ❖ Repeat with all the other leaves. Use your printed paper as a book cover, gift wrap or for greeting cards.



- H** Take an old handkerchief and an empty coffee tin. Spread a thin layer of glue around the tin. Wrap the hanky around the tin to cover it completely. Trim off the extra cloth. Decorate the tin (that is now covered with cloth) by finger painting. A beautiful pencil stand is ready.



◀ Creativity, Life Skills