

Activities

- A** Talk to your partner. Find out more about her/him.

◀ Communication, Art Integration

- Who does she/he live with?
- What does she/he like?

Draw a picture about what she/he tells you.



- B** Work in groups of three. Play *Point, Tell and Do* about your body.

◀ Conceptual Understanding

One of you will point to a part of your body. One of you will name the body part. One of you will mime an action you do with that body part.

- C** How do you get ready for school? Show all the actions in the correct order. Does someone help you? Say who helps you to do what.

◀ Life Skills

Example: wake up – brush teeth – drink milk – have a bath – wear the uniform – have breakfast – wear socks and shoes

D Work in groups of three and act these in class.

◀ Problem-solving, Experiential Learning, Collaboration

1. You and your sister/brother are fighting. What does your mother/father do?
2. You do not share your new toy with your friend, and she/he is crying. What does your mother/father tell you?
3. You, your mother and grandfather are very thirsty. There is only one small bottle of water. What will you do?

E Draw and colour these fruits in the boxes.

Write their names.

◀ Experiential Learning, Creativity

a sweet fruit

a sour fruit

a soft fruit

a hard fruit

a fruit with only one seed

a fruit with many seeds

a fruit you eat without peeling

a fruit you peel before eating

Show your pictures to your partner. Did both of you draw the same fruits?

- F Some rooms and things are found both at home and in school. Talk to your partner and complete this table.

◀ Collaboration, Critical Thinking

Rooms in both your home and school	Things both at home and in school

Do the rooms and the things look the same?
How are they different? Tell your partner.

- G Play *Find My Baby* or *Where is Mamma?*.


◀ Critical Thinking

Your teacher will write the names of some animals and their babies on pieces of paper. She/He will put them in a box and ask each of you to take one. You cannot tell anyone which animal you are. You have to find your baby or mamma by making sounds or actions.

Example: Mother bird and baby bird can move their wings.
Mother cat and kitten can say 'meow'. Have fun!

H Draw as many animals as you can in this picture.

◀ Application of Knowledge, Art Integration, Creativity



1 Read these sentences and draw in the boxes.*

Show your pictures to your partner. Did both of you draw the same pictures? ◀ **Multidisciplinary Approach**

1. Draw a big circle in the centre. Draw a small triangle in the centre of the circle. Draw two small circles above the triangle, side by side, inside the big circle. Draw a small oval below the triangle, inside the big circle.



2. Draw a big rectangle in the centre. Draw a big triangle above it. Draw a small rectangle at the bottom of the big rectangle. Draw two small squares above it.



1 Which festivals do you celebrate at home? Ask your parents to teach you any festival song. Sing it in class.

◀ **Multidisciplinary Approach, Life Skills**

!* Children may take turns to complete each picture on the board.

K What happens in these places? Work in groups and role-play *Helpers*. ◀ **Art Integration, Experiential Learning**

1. a hospital
2. a market/supermarket/shop
3. a police station
4. a post office
5. a railway station
6. a bus stop
7. a classroom
8. a tailor's shop

L Go around the class and ask all your classmates what their favourite vegetable, fruit, festival, game and cartoon is. Write down who likes what. Count and answer these questions. ◀ **Multidisciplinary Approach**

1. Which vegetable, fruit, festival, game and cartoon do most of your classmates like?
2. Which vegetable, fruit, festival, game and cartoon do your classmates like the least?

M Take your pencil box, water bottle and school bag to the teacher's table, one by one. Once all your classmates have kept their things on the table, take turns to count and complete these sentences.

◀ **Multidisciplinary Approach, Life skills**

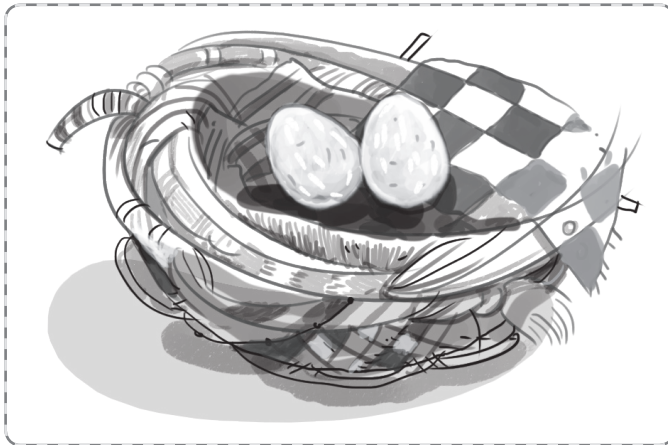
1. _____ colour pencil boxes are the most in number.
2. _____ colour pencil boxes are the least in number.
3. _____ colour water bottles are the most in number.
4. _____ colour water bottles are the least in number.
5. _____ colour school bags are the most in number.
6. _____ colour school bags are the least in number.

Projects

- A** Make a card for someone you love. You may give it to the person on her/his birthday or to say 'thank you' or 'I love you'. ◀ Art Integration, Experiential Learning



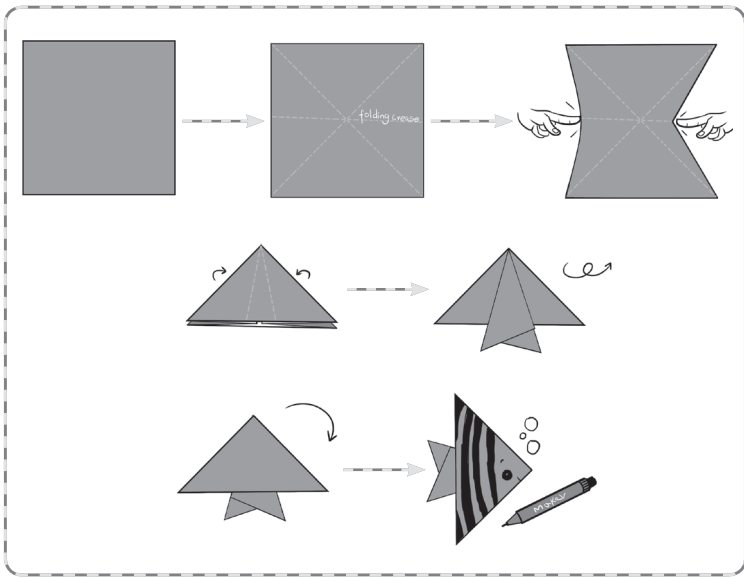
- B** Make a simple bird's nest. ◀ Creativity, Art Integration
You may use cardboard, coconut shells, wool, cotton, bits of old cloth, ice-cream cups and old newspapers.



C Make these paper animals.

◀ **Experiential Learning**

1.



2.

